




# **SIDRA MEDICINE | RESEARCH**

## Annual Report 2022





**SIDRA MEDICINE**  
RESEARCH  
Annual Report 2022





# TABLE OF CONTENTS

- 2 WELCOME NOTE
- 3 LEADERSHIP STRUCTURE
- 4 RESEARCH MISSION AND STRATEGY
- 5 INTERNAL RESEARCH COUNCIL
- 6 2022 HIGHLIGHTS AND METRICS

## **10 RESEARCH DIVISIONS**

- 12 SCIENTIFIC DIVISIONS
- 20 CORE FACILITIES

## **35 PRINCIPAL INVESTIGATORS**

## **47 EDUCATION AND CAPACITY BUILDING**

- 48 FRESH PHD AND MSC GRADUATES
- 49 CAPACITY BUILDING AT SIDRA MEDICINE
- 50 STUDENT TESTIMONIALS

## **55 GRANTS AND COLLABORATIONS**

- 56 GRANTS AND COLLABORATIONS
- 57 INTERNAL RESEARCH FUND WINNERS ANNOUNCED
- 58 TOP TEN ORIGINAL PUBLICATIONS
- 59 SIDRA MEDICINE PUBLICATIONS ON JOURNAL COVER

## **63 EVENTS/HIGHLIGHTS**

## **79 PUBLICATION REGISTRY**

# WELCOME NOTE BY CRO

2022 marked a significant step in realizing Sidra Medicine's research mission to deliver hospital-wide precision medicine, with research technologies and innovation continuing to play a prominent role in every patient's journey.

Indeed, by leveraging the lessons learned from the pandemic, we were able to accelerate the integration of research into clinical care pathways, enabling our researchers to take a more detailed view of individual patient challenges, and facilitating more flexible, responsive, and innovative translational research.

The impact of research on patient care was seen at multiple levels, from diagnosis onwards, and as much as 57 percent of our research studies had a clinical lead.

The pandemic highlighted too the need for research funding, and we are pleased to confirm that grants increased in 2022, with 15 total grants from Qatar National Research Fund and external funds, totaling almost QR11 million.

Included among these are two major international grants from the Juvenile Diabetes Research Foundation (JDRF), which funds leading scientists across the world to deliver possible cures and life-improving breakthroughs in the fight against type 1 diabetes. The JDRF grants will fund two research projects with Sidra Medicine scientists to advance predictions of type 1 diabetes among susceptible children using emerging technologies.

The last year also saw our scientists and clinicians publishing more than 250 papers, with close to 50 percent of Research Branch publications appearing in the top 15 percent of international journals.

It is with pride that we note that three Research Branch publications appeared on the covers of international journals, *The Lancet Oncology*, *Nanoscale* and *Advanced Materials*: a groundbreaking study on pediatric cancer tumors; an in-depth study that indicates fasting as a possible immunotherapy for treating cancer; and a large-scale genomic study co-led by Sidra Medicine researchers that helped unveil cancer susceptibility among Arab and Middle Eastern populations.

The latter study is the first of its kind in the region and used state-of-the-art bioinformatics and statistical genetics methods to analyze the genomes of more than 6,000



**Dr. Khalid A. Fakhro**  
Chief Research Officer

Qataris, representing a remarkable national effort to understand the genetic basis of cancer.

We are also pleased to confirm a Memorandum of Understanding (MoU) signed with Microsoft to facilitate our digital transformation goals at a time when we are scaling up our genomic research capabilities. Such transformation will enable our scientists to perform complex data operations and build an ecosystem that can facilitate genomics computing.

In alignment with Sidra Medicine's commitment to capacity building, we continued to facilitate invaluable work experience, skills development and networking opportunities for young adults beginning their careers in science, medicine and public health, training more than 60 students and mentoring four PhD students to graduation.

In all, 2022 represents a year of innovation and making precision medicine a reality. We extend our appreciation to all who remained focused on helping us deliver on this mission, not just for the good of our patients and their families, but for the benefit of future generations.

# LEADERSHIP STRUCTURE



**Khalid Fakhro**  
Chief Research Officer



**Rashid Al Ali**  
Executive Director  
Research Core Facilities  
and Digital Health Core



**Max Renault**  
Director  
Research Operations  
and Services



**Davide Bedognetti**  
A/Executive Director  
Division of  
Translation Medicine

# RESEARCH MISSION AND STRATEGY

## 2022 Our year of Innovation and Making Precision Medicine a reality.

### Our Vision

To establish a strong, clinically oriented biomedical research program, and to develop a national resource of genomic information that improves health in Qatar and the region.

### Our Mission

We will deliver a hospital-wide Precision Medicine Program for Sidra Medicine, built upon the philosophy that research technologies and innovation should play a prominent role in every patient's journey at Sidra Medicine.

### Our Strategy

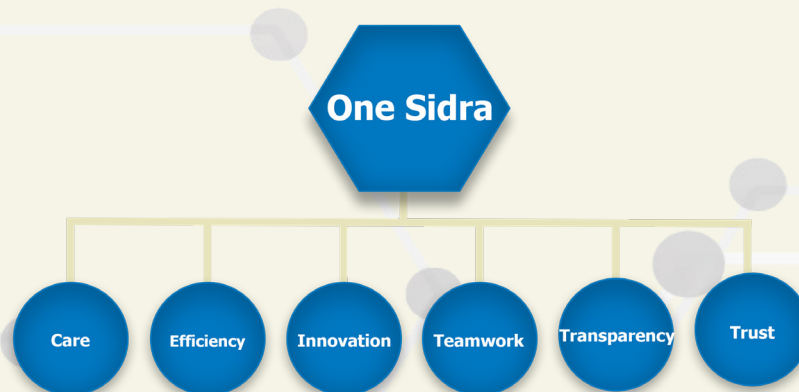
Patient Driven Research  
Advanced Diagnostics  
Personalized Therapy

These strategic pillars imply a close integration of research into clinical pathways, establishing a hospital-wide biorepository, and employing innovative technologies to improve patient diagnosis and personalized treatment. This requires close collaboration, trust and interactions between patients, trainees, physicians, and researchers within Sidra Medicine, as well as in Qatar and around the world to advance care at Sidra Medicine. These foundations set the scene for Sidra Medicine to become a reputable institution of Precision Medicine, leading in clinical trials and in the publication of high-impact discoveries. In summary, this strategy will set apart from its peers in the local, regional, and international context, positioning Sidra Medicine as a unique Academic Medical Center serving patients from Qatar and abroad.

These aims are underpinned by a strong culture of innovation, and recognition of Sidra Medicine's intellectual property and technical know-how by leveraging, for example, digitalized healthcare and

### Our Values

OneSidra - Innovation, Efficiency, Trust, Transparency, Teamwork, Care.



# INTERNAL RESEARCH COUNCIL

As part of the IRC responsibilities, the committee has been reviewing the scientific merit and alignment of all clinical trials submitted by both Research and Clinical Investigators and will continually and critically review existing research projects and evaluate their impact.

Developing a national resource for genomic information on the population of Qatar to further research that improves health in Qatar and the region has largely been established as Sidra Medicine is now the National Sequencing Core, which does Sequencing and Bioinformatics on large scale, primarily for the Qatar Genome Program and internally for patients.

The duty of the IRC is to strengthen Clinical Research integration and make Sidra Medicine one of the best institutions in the world for Clinical Research.

As a first step, and out of the evaluation of research presented by clinicians and researchers, multiple Projects will be mapped into Research Programs. The following clinical-research Programs (working titles) were identified by IRC and approved by the Research Committee:

- Genetic and Metabolic Disorders (including Congenital malfunctioning)
- Neurological Disorders
- Fertility and Pregnancy Complications
- Cancer
- Immune Dysregulation

Clinical-research program areas were identified based on alignment with Sidra Medicine's Precision Medicine Pillars and satisfaction of all the following criteria:

- Publication track of clinicians and investigators conducting research in these areas
- A track record of successful external funding for projects in each program
- More than five PIs and/or senior clinicians are currently working in this area
- Goodness of fit between technologies and expertise already available within the Research Branch and the types of samples/ investigations required by clinical care
- Activity of previously formed interest groups constituted by researchers and clinicians
- Interest of the clinical counterpart in participating in research activities
- Active participation/leverage of research core facilities and platforms in assay development

CHAIRPERSON

[Khalid A. Fakhro](#)

Chief Research Officer

VICE CHAIRPERSON

[Ibrahim Janahi](#)

Division Chief Pediatric Pulmonology

MEMBER

[Davide Bedognetti](#)

Acting Executive Director Translational Medicine

MEMBER

[Mamoun Elawad](#)

Division Chief Gastroenterology

MEMBER

[Souhaila Al Khodor](#)

Director Maternal and Child Health Division

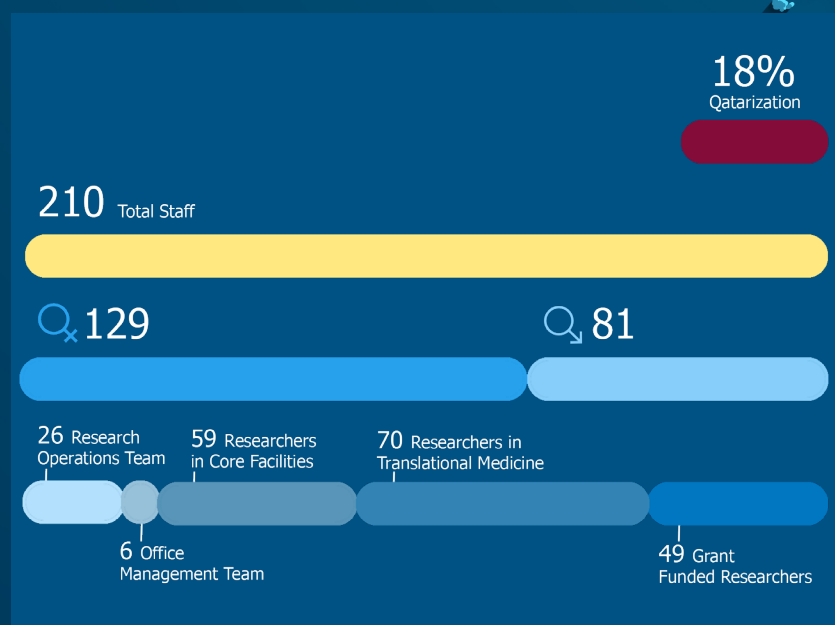
MEMBER

[Colin Powell](#)

Senior Attending Physician Emergency Department



# SIDRA MEDICINE: OUR RESEARCH AT A GLANCE



## 34 Nationalities at Sidra Research



Algeria	Germany	Netherlands	Somalia
Australia	India	New Zealand	Spain
Azerbaijan	Iran	Oman	Sudan
Bahrain	Iraq	Palestine	Syria
Belgium	Italy	Philippines	Tunisia
Canada	Jordan	Portugal	UK
China	Lebanon	Qatar	Ukraine
Egypt	Morocco	Saudi Arabia	USA
France			


# COLLABORATIONS

121  
Total Collaborations

49  
International Collaborations

Countries we have international collaborations with:

- |           |           |
|-----------|-----------|
| Australia | Australia |
| Brazil    | Brazil    |
| Canada    | Canada    |
| France    | France    |
| Germany   | Germany   |
| Hungary   | Hungary   |
| Italy     | Italy     |
| Jordan    | Jordan    |
| Lebanon   | Lebanon   |



73  
Local Collaborations

Local Institutions we collaborate with:

- Anti - Doping Lab Qatar
- Hamad Medical Corporation
- Weill Cornell Medicine - Qatar
- Equine Veterinary Medical Center
- Hamad Bin Khalifa University
- Northwestern University Qatar
- Qatar Museum Authority
- Qatar University
- Qatar Biobank
- Texas A&M University at Qatar
- University of Calgary

# PUBLICATIONS



**250+**

Sidra Medicine-affiliated peer-reviewed scientific papers published in 2022



**104**

Research Branch papers published in the last 12 months



**42%**

of publications in the top 15% of Internationally recognized journals



**21**

Research Branch Investigator average H-Index for 2022



**57%**

of research studies have a clinical lead/co-investigator



**9.6**

Mean impact factor for Research Branch publications in 2022



**44**

feature in top 15% of journals worldwide (IF>5.5)

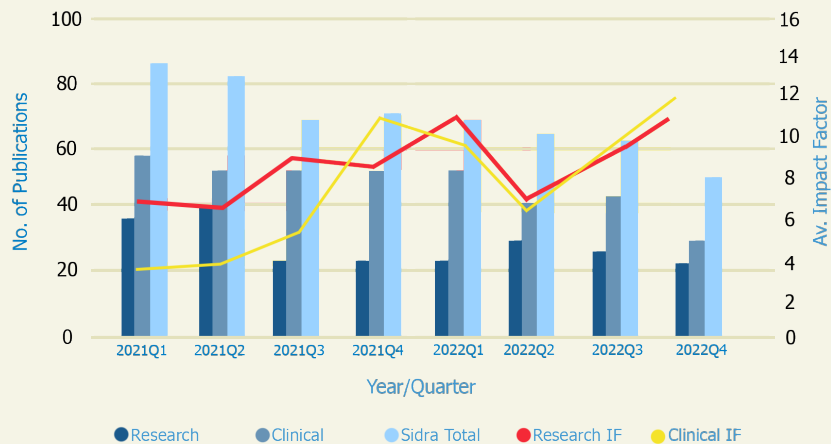


**17**

Research papers in the top 2% of journals worldwide (IF>13.3)

## 2020-2021 Sidra Medicine Publications

Sidra Publications









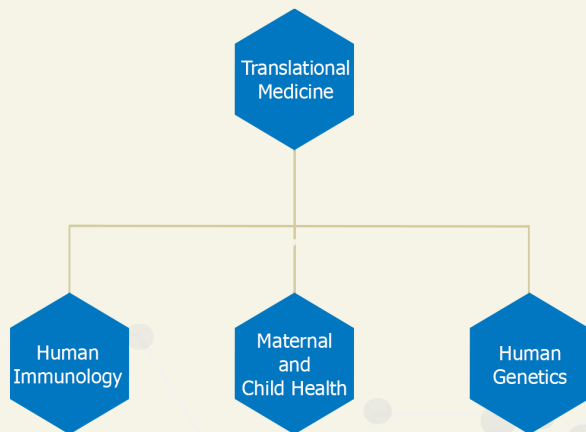
## **RESEARCH DIVISIONS**



# SCIENTIFIC DIVISIONS

## TRANSLATIONAL MEDICINE

The Translational Medicine department is a key enabler for Sidra Research's strategy, which will lead to the establishment of Sidra Medicine as a world-class academic medical center and a destination for patients seeking the best available care in the region. The translational medicine department will focus on the development and implementation of precision medicine approaches. The Department of Translation Medicine is divided into three divisions, where all research groups fall under Human Immunology, Maternal and Child Health and Human Genetics. As a result of the commitment of Sidra Medicine to innovation in the field of precision medicine, the research groups at Sidra Medicine are engaged in research activities leveraging high throughput profiling technologies in the context of patient-based research.



A/EXECUTIVE DIRECTOR  
**Dr. Davide Bedognetti**

Dr. Davide Bedognetti, MD, PhD is the A/ Executive Director of Translation Medicine and Director of the Human Immunology Program at the Sidra Medicine Research Branch. He also serves as Adjunct Associate Professor at the Hamad Bin Khalifa University in Doha, Qatar. Dr. Bedognetti joined Sidra in 2014. He received his MD and PhD in Clinical and Experimental Oncology and Hematology from the University of Genoa, Italy. After obtaining the Board Certification in Medical Oncology by the University of Genoa and Italian National Cancer Institute (IST) in 2008, he joined the Infectious Disease and Immunogenetics Section (IDIS) of the US National Institutes of Health (NIH) where he completed his post-doctoral fellowship. From 2013 to 2014, he served as Director of the Federation of Clinical Immunology Societies (FOCIS) Center of Excellence at NIH Clinical Center. Dr. Bedognetti is member of the Society for Immunotherapy of Cancer (SITC) Cancer Immune Responsiveness Taskforce, and the FOCIS Centers of Excellence Steering Committee. He is the Editor of the Cancer Microenvironment Section of the Journal of Translational Medicine (Springer Nature), and Editorial Board Member of Scientific Reports (Nature Research) and Cancer Treatment Reviews (Elsevier).

## HUMAN IMMUNOLOGY

SCIENTIFIC DIVISION DIRECTOR  
**Dr. Davide Bedognetti**

Dysregulation in the immune system can cause or favor a wide spectrum of human illnesses that are prevalent in women and children, ranging from classical immunemediated diseases (e.g. asthma, autoimmune diseases, and immune deficiencies) to multi-factorial pathologic conditions such as cancer, infections, neurological disorders including autism, complicated pregnancy, and pre-term birth. The availability of therapeutic approaches aiming at reprogramming the immune system are constantly increasing, and with them the need to tailor treatment choices, predict response and manage and/or anticipate adverse events. By studying the immune system, we can improve efficacy of vaccination, repress autoimmunity or reverse conditions such as cancer and infections.


The division is divided in two sections, which are (a) The Allergy, Inflammation and Infectious Disease (AIID) Section, which focuses on infectious disease, inborn errors of immunity, asthma, allergy, and complicated pregnancies, and (b) The Cancer Immunology and Immunotherapy (CII) Section, which focuses on cancers in women and children. The mission of the division is to develop novel diagnostic approaches and therapeutic strategies to promote and realize the concept of precision medicine in patients affected by diseases caused or facilitated by immunologic dysfunctions. The division will serve as a beacon for the training new generation of translational scientists with knowledge of both basic and clinical aspect of human immunology.





## PROGRAM HIGHLIGHT

### Breaking The Stereotype



Family holds a significant place as a sacred institution within the Arab culture. In times of distress, such as the news of a child diagnosed with cancer, it is the family that pushes for the best possible treatment for rapid recovery. In Qatar, it has long been the belief that the best treatment for cancer is done abroad but as times are changing so are perceptions.

The division of Pediatric Hematology-Oncology at Sidra Medicine opened in May 2018. It was designed to care for all children and adolescents from birth up to 18 years of age. Sidra Medicine is revolutionizing the medical landscape of Qatar by building infrastructure that allows for state-of-the-art treatments using the best diagnostic tools available while also implementing refined research methodologies.

Dr. Davide Bedognetti- acting Executive Director of Translational Medicine and Director of the Cancer Program- is confident that the organization is internationally competitive and quickly gearing up to meet the standard of care and needs for clinical research. "Here at Sidra Medicine, we have the best pathologists and oncologists for pediatric cancer who have years of experience and are leading members in international committees on different tumors," said Dr. Bedognetti.

Being a hub for pediatric oncology gives the opportunity to treat every child diagnosed with cancer in Qatar. In the present, the aim is to characterize every single tumor at the deepest level of accuracy using advanced technology. Some patients do not respond to existing traditional cancer drugs and a personalized treatment solution is necessary. This is where research comes in applying advanced diagnostics to propose effective treatments that are otherwise not available as a standard of care. Dr. Ayman Saleh is the Division Chief of Pediatric Hematology-Oncology. Recently, he has noticed that more patients are seeking treatment for their cancerstricken children at Sidra, rather than travelling abroad. This is directly related to the expanded services where Sidra Medicine started caring for these severe types of diseases. The oncology clinic is staffed with people from diverse backgrounds sharing their experience and skills to build a multidisciplinary atmosphere for medical innovation. Sidra Medicine is establishing a bone marrow and stem cell transplant service for children in the same age group of newborns to 18 to be provided this service locally. There is also a specialized clinic to prepare and care for patients pre- and posttransplant. The clinic takes care of children within 100 days of their transplantation.

Written by:  
Mohammad Wasay



## MATERNAL & CHILD HEALTH

A woman's health at conception and during pregnancy impacts the well-being of her child. Sidra Medicine's Maternal and Child Health (MCH) division aims to improve women's and children's health by implementing state-of-the-art clinical and translational research. This division focuses on two of the seven priority populations described in the Qatar National Health Strategy. In collaboration with the Obstetrics and Pediatrics clinics, the MCH division aims to address major health problems facing women trying to become pregnant, pregnant women, their growing fetuses, infants, and children up to two years old. The goal of the division is to employ a systems biology approach by combining various omics tools (metagenomics, metatranscriptomics, proteomics, metabolomics, etc.) and non-omics tools such as dietary and lifestyle assessment in order to achieve an integrative view of health and identify signatures associated with the disease.

The Maternal and Child Health division focuses on the following areas:

- Pre-conception health
- Genetics of infertility
- Functional characterization of genes preserving women's reproductive health.
- Prenatal health: healthy pregnancy leading to healthy babies
- Identify novel biomarkers to predict pregnancy complications
- Baby's health: the first one thousand days.



SCIENTIFIC DIVISION DIRECTOR  
**Dr. Souhaila Al Khodor**

Dr. Al Khodor is the Director of Maternal and Child Health Department in the Research Branch at Sidra Medicine, Qatar, and an Investigator-associate level. Dr. Al Khodor is in charge of the Microbiome and Biomarkers discovery lab. Dr. Al Khodor received her second Master's degree and PhD in Microbiology and Immunology from the University of Louisville, Louisville, KY, USA (2005–2008). Before joining Sidra, Dr. Al Khodor worked in the Signaling systems Unit, laboratory of Systems Biology, at the National Institute of Allergy and infectious Diseases (NIAID), National Institutes of Health (NIH) in Maryland, USA. Dr. Al Khodor is an adjunct Assistant Professor at the College of Health & Life Science in Hamad Bin Khalifa University, and an Adjunct Assistant Professor at the Department of Biomedical Sciences, College of Health Sciences in Qatar University.

## PROGRAM HIGHLIGHT

Pregnancy is governed by multiple molecular and cellular processes, which might influence pregnancy health and outcomes. Failure to predict and understand the cause of pregnancy complications, adverse pregnancy outcomes, infant morbidity, and mortality, have limited effective interventions. Integrative multi-omics technologies provide an unbiased platform to explore complex molecular interactions with unprecedented depth.

Qatar has reported high rates of pregnancy complications including gestational hypertension (18.4%), GDM (21%), pre-eclampsia (3.7%), PTB (10%), low birth weight (8.8%), and stillbirth (6.9%). The etiology of these complications is highly variable and remains elusive in the majority of cases. With only one birth cohort in the country, there is a pressing need for more research aiming to identify early biomarkers of pregnancy complications to enable the clinical team to predict and intercept complications in a precise manner.

The MCH division launched the following novel studies:

- “Omouma” which means motherhood in Arabic, and it implicitly explains the aim of the study. In this study, we aim to investigate factors affecting pregnancy outcomes, the early life determinants, and their impact on the infant, child’s, and adolescent’s health in the population of Qatar.
- NutriWeMan study: nutrition and weight management in woman. The main aim of this project is to compare the efficacy of the diet treatment alone compared to medications on reducing body weight and improving metabolic traits, taking into account the effect of patient’s genetic background, gut microbiome and epigenetic determinants.
- PN-ART study: precision nutrition in assisted reproductive technologies. Understanding how the nutritional status and diet profile of women affects their follicular function may open to new pathways to improving the efficacy of ART procedures.
- Genetics of Human Infertility: aims to identify the genes and biological processes underlying fertility disorders of genetic origin with the ultimate goal of providing more precise diagnosis and targeted treatments to couples experiencing infertility in Qatar.



## HUMAN GENETICS



SCIENTIFIC DIVISION DIRECTOR  
**Dr. Khalid Fakhro**

The Human Genetics Division at Sidra Medicine Research Branch harbors basic and translational multidisciplinary research in broad areas of genetics, molecular genetics, genomics and bioinformatics, with the goal of enabling the institution's mission to deliver world class tertiary care for women and children. The division's overall strategy is to leverage state of the art techniques in collaboration with local and world experts to drive the precision medicine of a wide spectrum of genetic disorders afflicting the population of Qatar and of the wider Middle East. The mission of the Human Genetics Division at Sidra is to apply multidisciplinary expertise to further our understanding of how human genetic variation impacts health and disease in women and children. It's ultimate goal is to help bring the highest quality of care possible to patients with genetic and genomic disorders, ranging from precise diagnostics and risk profiling to state of the art therapeutics. The division's core contribution is to enable patients access to cutting-edge research not yet implemented at the clinic, having the promise to shedding light on their diseases and bringing hope for new treatment options.

Dr. Khalid Fakhro is the Chief Research Officer and Director of the Precision Medicine Program at Sidra Medicine, the largest tertiary care women and children hospital in Qatar. Dr. Fakhro leads the Laboratory of Genomic Medicine, which focuses on bringing emerging genomic technologies from the lab close to the patient's bedside. Over the past decade, his group has sequenced thousands of genomes from patients and volunteers across the Middle East, leading gene discovery efforts for a wide range of rare disorders, as well as landmark studies on population structure, genome structural variation, and the role of Islamic ethics in genome research. In addition to research and hospital duties, Dr. Fakhro serves multiple leadership roles in Qatar's growing biomedical ecosystem, including as Board Member of the Qatar Precision Medicine Institute, and Adjunct Faculty at both Weill Cornell Medical College and Hamad Bin Khalifa University.



## In a large-scale genomic study, Sidra Medicine researchers help unveil cancer susceptibility amongst Arab and Middle Eastern populations



In a large-scale genomic study, Sidra Medicine researchers help unveil cancer susceptibility amongst Arab and Middle Eastern populations. Researchers at Sidra Medicine recently coled a study published in *Lancet Oncology*, describing the differential genetic risk to various cancer types amongst the distinct genetic subgroups of Arab populations, based on more than 6,000 subjects. The study builds on a previous Sidra Medicine-led study that is key to revealing the main genetic ancestries of Arab populations.

Using state-of-the-art bioinformatics and statistical genetics methods, the team analyzed the genomes of 6,142 Qataris provided by Qatar Genome Phase One. This involved the application of polygenic risk scores (PRS) optimized from The Cancer Genome Atlas (TCGA) to assess risk for the most common cancers in the country (breast, prostate and colorectal cancers). In addition, rare genetic variants in 1,218 known cancer-related genes were assessed for pathogenicity and actionability amongst the various genetic subpopulations of Qatar.

Dr. Davide Bedognetti, acting Executive Director of Translational Medicine and Director of Cancer Program at Sidra Medicine, who co-designed the study and supervised the analysis, said, “This is the first study of its kind in the region. As part of previous work in the TCGA consortium, we established a link between germline and various cancer phenotypes. This study shows that germline cancer risk is real and different in various Arab ancestries. For example, it is lowest for colorectal cancer in Peninsular Arabs and highest amongst Arabs of African origin.

At Sidra Medicine, we are implementing a cancer program for genetic testing, and these results will help drive that forward”.

Dr. Younes Mokrab, co-First author and head of the Medical and Population Genomics Laboratory at Sidra Medicine, said, “We did a thorough investigation of rare functionally-damaging genetic variants and identified more than 70 subjects carrying ones that are potentially disease-causing. After previously publishing the genetic architecture of Arab populations, the logical next step was to look for founder effect mutations that may be relevant to cancer. We indeed found breast cancer variants were over-represented by Arabs with a West Eurasian/Persian origin and completely absent in Peninsular Arab Qataris. Conversely, Lynch Syndrome variants were over-represented in Peninsular Arabs.” The study involved Sidra Medicine, Weill Cornell Medicine-Qatar, and Qatar Computing Research Institute (QCRI). Dr. Khalid Fakhro, Chief Research Officer at Sidra Medicine, noted, “This remarkable national effort facilitates our understanding of the genetic basis of cancer and places Sidra Medicine at the forefront of delivering precision medicine in the region.”

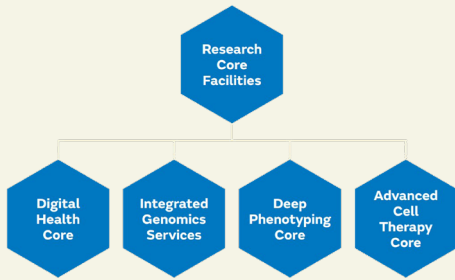
The study was designed as a benchmark for providing genomic medicine solutions in Middle Eastern and Arab cancer patients. It is expected to support efforts in Qatar and the region to increase the effectiveness of preclinical screening and tailored therapy in largely under-studied Arab populations. This work was funded in part by Sidra Medicine, Qatar Genome Program, and Qatar National Research Fund.



# CORE FACILITIES

## RESEARCH CORE FACILITIES

The Research Core Facilities support Sidra Medicine's mission to deliver Precision Medicine through Precise Diagnostics and Precise Therapeutics, unlocking the potential to leverage new knowledge through translational therapies and technologies intended to advance patients' care and safety through high quality and carefully supervised clinical trials.



The philosophy of the Cores insists on 4 main leitmotifs:

1. Integration: functional crosstalk among the Cores to deliver.
2. Support of strategic program: all Cores' activities revolve around Precision Medicine, ranging from cutting-edge genotyping both in experimental and/or defined clinical settings.
3. Accreditations/Certifications: services in each Core will be developed according to robust international standards ensuring highest quality of results/products, for the benefit of Sidra Medicine's patients. Accreditations/certifications will elevate Sidra Medicine's reputation and increase its market presence along with its commercialization potential.
4. Commercialization: high quality, internationally benchmarked services will be adequately promoted for both internal and external customers.



EXECUTIVE DIRECTOR  
**Dr. Rashid Al-Ali**

Dr. Rashid Al-Ali received his Ph.D. in Computer Science from Cardiff University – Wales, the UK in 2005 and his MS in Computer Science from George Washington University – Washington, DC, the USA in 1997. In 1992 Dr. Rashid Al-Ali graduated with a BS in Computer Engineering (with Honours) from the University of the Pacific – California, USA. Dr. Rashid Al-Ali was a Clinical Informatics Research Fellow at the Division of Clinical Informatics, Harvard Medical Faculty Physicians at BIDMC – Harvard Medical School, Boston USA in 2012. Dr. Rashid Al-Ali is the Executive Director for Core Facilities and the Director of the Digital Health. The research core facilities consist of four cores: Deep Phenotyping, Advanced Cell Therapy, Integrated Genomics Services, and Digital Health. Dr. Rashid Al-Ali's research experience is in Distributed Systems, Grid Computing, and Clinical Informatics.





## DIGITAL HEALTH CORE HIGHLIGHT

### Sidra Research Gets Awarded by Microsoft

On August 31st the Ministry of Communications and Technology along with Microsoft held their inaugural award ceremony to celebrate innovation in Qatar for sectors that are using Microsoft cutting edge technology. Sidra Medicine's Research Department was awarded Innovation Excellence in High Performance Computing; the award was collected by Dr Rashid Al Ali our Executive Director of Research Core Facilities and Director of Digital Health Core.

This award positions Sidra Medicine as leaders in research utilizing high performance computing on the cloud and was presented by the Europe, Middle East and Africa Microsoft President and HE the Minister of Telecommunication and Technology, Mr Mohammed bin Ali bin Mohammed Al Mannai.



## DEEP PHENOTYPING CORE (DPC)

Sidra Medicine is aiming at delivering personalized medicine to the patients of Qatar and beyond. The systematic measurement and analysis of qualitative and quantitative traits of patients, known as Phenomics, completes the personalized medicine approach initiated by genomic approaches. The Deep Phenotypic Core (DPC) provides a multifaceted phenomics platform dedicated to establishing cellular, molecular and functional phenotypes that complement genomics, transcriptomics, and clinical phenotypic analyses of patients. Relying on metabolomics, lipidomics, elemental chemical analysis, high-dimension proteomics, super-resolution microscopy and high-dimension flow cytometry, the DPC generates systematic, high-quality, validated precise molecular and cellular phenotypes of patients and enable true phenomic science in Qatar. The DPC aims at providing in depth and breadth the panels of diagnostic and investigational assays proposed in Sidra and in Qatar. The DPC mission is to provide the technical and intellectual frameworks for the realization of the second pillar of Sidra Medicine's Research Personalized Medicine agenda: "Establishing an Advanced Diagnostics program."



CORE FACILITY DIRECTOR  
**Dr. Jean-Charles Grivel**

Jean-Charles Grivel obtained his Ph.D. in immunology from the University of Aix Marseille II. He held several positions at the USA National Institutes of Health until joining Sidra in 2015. He pioneered the development of human organ culture for studying the pathogenesis of HIV, Human Herpes Viruses and Measles virus as well as their interactions. Dr. Grivel has developed flow-cytometric methods for characterizing antigenspecific cellular responses as well as microvesicles and viruses. Dr. Grivel has received the NIH Award of Merit in 2006. He has authored 98 peerreviewed publications.



## ANALYTICAL CHEMISTRY FACILITY

### Comprehensive and accurate characterization of metabolites.

The Analytical Chemistry Facility, managed by Dr. Shana Jacob, serves researchers by complementing scientific investigations with comprehensive and accurate biochemical analysis.

The facility has developed semi-quantitative and quantitative assays for metabolomics, lipidomics, fatty acids, short-chain fatty acids, amino acids, and sphingolipids from a range of sample matrices such as blood plasma, urine, stool, cancer cells, erythrocytes, PBMCs, adipocytes, CAR T-cells, spent media and zebrafish.

The facility works closely with Sidra Medicine investigators and clinicians to provide insights into altered metabolism.

In 2022, more than 303,000 results were produced by the Analytical Chemistry Core Facility.

The predominant sample matrix assayed was human plasma from studies of asthma and obesity amongst children in Qatar, skin cancer, and paediatric allergies to cow's milk. The main techniques applied were metabolomics, lipidomics, and quantitative assays of sphingolipids.

This year a step forward in innovation was made with the receipt of a second binary pump for the liquid chromatography system coupled to the orbitrap Fusion Lumos mass spectrometer. With this instrument configuration, metabolomics and lipidomics can be conducted in the one sample run. Initial testing has demonstrated the semi-quantification of more than 1500 annotated compounds from human plasma.

## ADVANCED IMAGING FACILITIES

The Advanced Imaging Core Facility is managed by Abbirami Sathappan. The facility runs several imaging projects in collaboration with the local investigators and the pathology department of Sidra Medicine. The facility has developed specific and unique methods to address several imaging application needs. The facility provides training and consultations to investigators to fully address the imaging needs.

This year, the facility has successfully developed staining and imaging routines to visualize multiple markers in the pediatric tumor microenvironment in pre- and post-chemotherapy sections.

Multi-marker imaging provides additional information, complementing the traditional H&E staining performed in the pathology department. This enables us to visualize and understand the role of immune cells and tumor markers in addressing tumor progression and the efficacy of treatments in our patients. This imaging routine is being streamlined and regularized for all the patient samples recruited for ongoing and future studies.

## INTEGRATED GENOMICS SERVICES (IGS)



CORE FACILITY DIRECTOR  
**Dr. Stephan Lorenz**

The Clinical Genomics Lab, Omics, Genomic Data Science, and Zebrafish Core Facilities deliver genomics, molecular biology, and informatics services to researchers across Qatar. The Facilities aim to provide high-quality service and data (i) by ensuring adherence to validated standard procedures, (ii) by ensuring sample integrity and traceability (iii) in a timely fashion with (iv) excellent communication throughout a project's lifecycle. The unique combination of laboratory and analysis services allows IGS to deliver complex scientific projects from the initial screening of large cohorts to follow-up validations using targeted assays to data analysis and experimental follow-up in model systems. The routine offering of medium- and high-throughput sequencing services are enhanced by 3rd generation genome and transcriptome analysis methods and a state-of-the-art functional genomics Zebrafish Facility. Beyond the routine services, all groups are experienced in method development and always excited to work with our users to deliver novel and innovative approaches to genomics in research and healthcare.

Dr. Lorenz graduated in Biochemistry at the University of Leipzig, where he investigated the role of GPCR kinases in the regulation of GPCR activity. He then joined the laboratory of Prof Ralf Paschke in Leipzig for his PhD, studying calcium-binding proteins and their role in benign thyroid tumours. In 2018, he joined Sidra Medicine as Director of the Integrated Genomics Services, where he uses his background to enable more cost-effective, rapid and robust sequencing solutions, thus supporting important initiatives like the Qatar Precision Medicine Institute, but also enabling the use of cutting-edge sequencing technologies in a clinical setting for diagnostics and Precision Medicine. In this role, he is overseeing the activities of Genomics, Omics as well as the Applied Bioinformatics Core and the Zebrafish Core Facilities, and developing new platforms for largescale biorepositories.



## THE CLINICAL GENOMICS LABORATORY (CGL)

The Clinical Genomics Laboratory (CGL), part of the Integrated Genomics Services Core, provides advanced, medium-to high throughput library preparation and sequencing methods using Illumina platforms aiming to deliver the projects with the reduced cost and quicker turnaround time.

In 2022 CGL has validated and optimized whole genome sequencing, RNAseq and single cell sequencing pipelines using the newly installed Novaseq 6000 instruments, which reduced the cost of sequencing by over 50%. More than 14,250 samples have been sequenced during 2022, including over 10,000 whole genome sequencing samples.

Several new protocols were validated: DNA PREP pipeline enabling to process WGS directly from blood, saliva and varying amounts of DNA which enables quick turnaround for urgent samples without shearing.

This pipeline can also be used to process samples for shotgun metagenomics studies.

CGL has installed two Illumina iSeq 100 instruments for library and pooling QC instead of qPCR method. iSeq 100 QC run helps to rebalance library pooling, which improves the evenness of library representation in the NovaSeq sequencing data.

In collaboration with our Pathology Genetics Department, we have validated clinical WES for CAP accreditation and are continuing our work on clinical whole-genome sequencing in order to offer this service to clinicians in Qatar in 2023.



## OMICS FACILITY

The Omics Facility, part of the Integrated Genomics Services Core is managed by Dr. Sara Tomei. Omics serves as a centralized facility for national and international researchers, providing access and expertise of leading state-of-the-art technologies for high-throughput genomic, transcriptomic and epigenomic profiling. Its mission is to promote world-class biomedical research by ensuring the availability of the highest quality biospecimens and offering a broad menu of molecular services to meet researchers' needs.

The facility is equipped by an advanced fleet of genomic instruments to provide the following services: manual and automated DNA and RNA isolation, blood fractionation, sample storage, DNA/RNA QC, PacBio long-read sequencing,

Bionano optical mapping, NanoString gene expression profiling, HRM (High-Resolution Melting), Illumina genotyping and methylation arrays, Fluidigm high-throughput qPCR and Applied Biosystems Sanger sequencing. These services complement the genomic sequencing capabilities offered by the CGL.

In addition to the standard services, the Omics Facility team works closely with researchers and technical specialists to implement novel workflows to increase sample throughput and improve processes. The Facility connects interdisciplinary activities and facilitates the process of discovery for the enhancement of scientific breakthroughs.





## ZEBRAFISH FACILITY

The Zebrafish Facility joins efforts to treat a rare pediatric disease: This year the Sidra Medicine facility worked with Solve-RD (solving the unsolved rare diseases) to validate a de novo variant in a gene implicated in regulation of natural killer cell effector functions. Dr. Antonio Vitobello group identified the variant at the CHU Dijon in a cohort of three unrelated patients with severe malformation presentations described as Cornelia de Lange-like syndrome. Dr. Sahar Isa Da'as and her group used the zebrafish model to analyze the effects of the genetic variation on skeletal and nervous system development. Ingeniously, the zebrafish model phenocopied the patients' clinical manifestations. Our zebrafish model is currently employed to evaluate possible therapeutic drugs.

The Zebrafish Facility contributes to the Qatar Genome Project (QGP) data interpretations: we work on assessing novel genetic variants related to a rare eye disease, retinitis pigmentosa, that affect retina, causing vision loss. The affected patients have difficulty reading and seeing in poor light or in dark. Our established zebrafish model confirmed the contribution of the QGP-genetic variant to rare eye disease. Zebrafish indicated a decline vision due to reduced eye pigmentation and abnormalities in the retina photoreceptor rods.



## ADVANCED CELL THERAPY CORE (ACTC)



CORE FACILITY DIRECTOR  
**Dr. Chiara Cugno**

The ACTC plays an important bridging function between the Research and Clinical Departments allowing the delivery of personalized, advanced and/or experimental therapies by:

1. Supporting the Hematopoietic Stem Cell Transplantation (HSCT) Program which represents the cornerstone for the majority of other more advanced cell and gene therapy approaches
2. Making Regenerative Medicine, Cell Therapy and Gene Therapy available to patients in Qatar and in the region
3. Providing the management and coordination of clinical trials.

A state-of-the-art GMP facility has been successfully established and will undergo MOPH licensing. All ACTC personnel who provide clinical services are QCHP licensed, trained in the field of GMP Production and certified by the Association for the Advancement of Blood & Biotherapies (AABB). Facility and staff are members of the International Society of Cell and Gene Therapy (ISCT).

The ACTC support patients' care for:

- Production of plasma eye drops for children affected by Autosomal Recessive Plasminogen deficiency
- Production of autologous platelet-rich plasma

Services portfolio is being expanded to include:

- Private cord blood banking
- New Regenerative Medicine products/packages in collaboration with Sidra Wellness Center
- Serum Eye Drops as a remedy for one of the most common ocular conditions in Qatar, the "dry eye"
- Clinical grade production and biobanking of Mesenchymal Stromal Cells
- Graft manipulation for HSCT

ACTC is a member of the ISCT and work on a unified QMS in the highly regulated context of the abovementioned activities. ACTC is ISO9001:2015 certified and is planning to undergo ISO 17025:2017, NetCord-FACT and JACIE-FACT accreditations.

Dr. Cugno covers the roles of Director of the Advanced Cell Therapy Core and Attending Physician in Pediatric Oncology and Hematology. She is a 20-year experienced medical doctor with a Board Certification in Pediatrics and Pediatric Hematology/ Oncology at the University of Pavia (Italy), and a Master in Pediatric Hematology at the University "La Sapienza," Rome (Italy). At Sidra Medicine, Dr. Cugno has been working on the development of the Advanced Cell Therapy Core, including a Cellular Therapy Unit for the delivery of cellular products for tissue, cell and gene therapy, and a Clinical Trial Office.

## CORE HIGHLIGHT

### Private Cord Blood Banking

Cord blood (CB) stem cells have been used in the clinic to treat malignant and genetic blood disorders in the last 30 years. Nowadays, CB is being increasingly used for novel applications in the cell and gene therapy and regenerative medicine fields, for the treatment of neurologic diseases, cerebral palsy, hypoxic ischemic encephalopathy, intraventricular hemorrhage, diabetes mellitus, cardiac, vascular, and hepatic diseases.

The setup phase of the processing laboratories for CB Banking has been completed, allowing the storage of more than 2600 CB Units indefinitely.

ACTC is at the forefront of innovation:

- Autologous CB unit is a viable, readily accessible and economic stem cell source for novel personalized approaches of gene therapy, regenerative medicine and tissue engineering.

- The establishment of the first Clinical Grade Repository in the Gulf Region of MSC derived from placenta, for public and private use, will further expand cell therapy weaponry.

ACTC is certified by ISO 9001:2015 for “activities related with processing and quality control of hematopoietic progenitor cells, nucleated cells or mononuclear cells from any hematopoietic tissue (marrow, peripheral blood, umbilical cord) and other tissue sources, collected for therapeutic use; regenerative medicine therapy production, cell therapy bioprocessing of adipose tissue-derived mesenchymal stem cell therapy products for banking and quality product control”.





## CLINICAL TRIALS OFFICE (CTO)

The Clinical Trial Office, recently established within the ACTC, is striving to enable both Academic and Pharma-sponsored Clinical Trials with benefits encompassing:

- Strategic value - enhancing Sidra Medicine's image and positioning it on the international stage along with worldwide renowned pediatrics specialist centers for Rare Diseases and Translational Research.
- Public Health value - improving the health outcomes of local community and addressing local and global unmet therapeutic needs by identifying alternatives to limited standard of care treatments.
- Financial value - reducing the economic burden on local and global public health systems, attracting Gulf region and international patients, and preventing medical tourism of local patients. Additionally, partnering with Pharma is expected to generate sustainable revenues which will be invested to ensure additional funding for Research and Innovation.

The CTO serves as a centralized coordinating office for Clinical Research and Clinical Trials aiming at guiding researchers and clinicians through the local regulatory pathway (IRC, IRB, MoPH), and at conducting scientifically and ethically sound human subject research. Through the allocation of Research Coordinators' resources trained in the set-up and conduct of clinical research, the CTO's role and objective are to lead and oversee studies from protocol design to close-out. The CTO supports investigator-initiated and sponsored studies and functions as the point of contact for external sponsors including Contract Research Organizations (CROs) and Pharma companies.



OFFICE MANAGER  
**Dr. Antonella Cioce**

The Clinical Trials Office is managed by Antonella Cioce. She has worked in basic/pre-clinical research at Dibit- HSR in Milan and has a PhD in Pharmaceutical Chemistry/Cellular Biology from Kingston University of London, UK. She is a member of the UK RPSGB/GPhC and has led the pharmaceutical set-up of over 100 paediatric CTs in Rare Diseases at Great Ormond Street Paediatric Hospital, London, UK. She is studying towards MSc in Global Health Policy at the LSHTM.



## RESEARCH OPERATIONS & SERVICES

Our mission is to offer a “one-stop-shop” approach and solution-oriented admin service to researchers and clinicians. We help establish good laboratory practice, agile and fit-for-purpose processes, and high standards for managing research in a compliant manner. Our main administrative functions are as follows:

- The Project Management Office serves as a central repository and enabling service for research studies.
- The Laboratories & Biosafety Office ensures labs are in good working condition and practices safe.
- The Grants Office manages external and internal competitive awards.
- The Business Office handles budgets, financial reporting and procurement matters.
- The Outcomes & Reporting Office looks after strategic reporting, communications and outreach.
- The Governance & Compliance Office governs the conduct of all research and ensures compliance to relevant regulations and standards.
- The Research Contracts Office manages collaborations and other research agreements.

As a group we are the primary interface and facilitators between scientists and internal/external parties, the innovation office identifies, protects and commercializes novel discoveries and inventions.



CORE FACILITY DIRECTOR  
**Dr. Max Renault**

Max Renault, PhD, leads the Research Operations and Services Core. Dr. Renault has a background in Engineering and has extensive expertise in project/program Management, R&D, New Product Development, Operations Management, Business Development and Technology Commercialization. Dr. Renault has worked in Europe, Far East and Middle East in the fields of Telecommunications, Manufacturing, Aerospace/Defense, Formula One and Biomedical Research. His research interests lie in teams, adaptation, emotions, crises, and organizational behavior.





## Precision Diagnosis and Therapy for Children with Epilepsy

With 14 February marked as International Epilepsy Day, pioneering efforts by Sidra Medicine are gearing towards bringing cure and better management for pediatric patients with epilepsy.

In a recent epidemiologic study completed at Sidra Medicine, up to 60 percent of children with epilepsy were found to have an unknown cause for their condition and these children were more likely to develop drug-resistant epilepsy and exhibit other neurodevelopmental disorders. To improve health outcomes for such children, our team of clinicians and researchers have begun bridging the gap between scientific research and clinical care to identify the underlying genetic causes and aid the diagnosis of the affected patients. The program is being led by Dr. Younes Mokrab, Principal Investigator and Head of Medical and Population Genomics Laboratory and Dr. Ruba Benini, and supported by Ms. Zenab Siddig, Research Assistant.

The same epilepsy study from Sidra Medicine showed that up to 47 percent of children with epilepsy have neurodevelopmental co-morbidities, including but not limited to developmental delays, intellectual impairment, autism spectrum disorders, and learning difficulties.

Over the past few years, Sidra Medicine has implemented precision-based treatment and therapy through collaboration between scientific research and clinical diagnosis. The approach has been successfully applied to epilepsy, whereby neurologists, pediatricians, radiologists and neuro-surgeons have been working closely alongside researchers locally within Qatar and internationally to deliver the best care - from bedside to bench and back again. This has contributed to the building of a personalized medicine program by providing individualized treatment plans suitable for each patient.



## A Race Against Time



An hourglass can offer the right symbolism for the worldwide phenomenon that is cancer- a disease where time is of utmost importance. In children, some cancer cells can double in one day, so outcome is dependent on timely intervention and correct diagnosis. There are lives that hang in the balance where every hour that passes constraints the window of opportunity for effective medical response. In such a quagmire, personalized medicine may offer alternatives once thought to be unrealistic.

Dr. Chiara Cugno, director for the Advanced Cell Therapy Core at Sidra Medicine, is a pediatric oncologist and hematologist serving a dual role as both researcher and clinician. Her patient pool consists of pediatric cancer patients from all over Qatar that are referred to Sidra as the only third-level center for pediatric cancer in the country, covering treatment, diagnosis, and follow up. Dr. Cugno holds specific expertise in pediatric leukemia and hematopoietic stem cell transplantation and is a firm believer in advanced diagnostics and treatments as part of personalized medicine.

Genetic sequencing, a method to determine the entire genetic makeup of the cells, holds the promise to help treat and cure cancer patients. It underscores the importance of strengthening the relationship between both sides of medicine: the research and clinical. "Sequencing can allow to unveil tumor-specific mutations that can guide the applications of targeted treatments. The clinical question that we have to answer is important, otherwise the researcher would venture blindly," says Dr. Cugno.

Sidra Medicine is an internationally competitive organization and is proactive in the global fight against cancer where people like Dr. Chiara Cugno are leading the offensive. Personalized approaches are necessary weapons in the artillery for cancer treatment and can potentially provide more scientific breakthroughs in the future.

Written by:  
Mohamad Wassay







A close-up photograph of a scientist's gloved hand holding a round-bottom flask containing a clear blue liquid. The scientist is wearing a white lab coat and white gloves. The background is a blurred laboratory setting with blue lighting. A semi-transparent blue horizontal band is overlaid across the middle of the image, containing the text 'RESEARCH PRINCIPAL INVESTIGATORS' in white, bold, uppercase letters.

**RESEARCH PRINCIPAL  
INVESTIGATORS**





**Dr. Ammira Akil**  
Precision Prevention of  
Diabetes, Obesity and Cancer

Dr. Akil is a Principal Investigator Assistant level in human genetics program and the group leader of translational genomics of diabetes research team at Sidra Medicine research department. Dr. Akil has MSc in molecular Immunology, GC-LTHE1, Graduate Certificate in Learning and Teaching (Higher Education), PhD in molecular genetics from university of New South Wales, Australia. Dr. Akil earned an International Executive MBA from HEC-Paris business school focusing on “innovative management and Entrepreneurial leadership” .

During her career, Dr. Akil was a finalist at the Inventor of the year award and filed one Australian provisional patent application with the New South Innovations, Australia. She has also received several prestigious national and international recognition awards. Dr. Akil scientific, organizational and communication skills, leadership, and management expertise in the field of clinical research placed her as the right person to found and chair the CUDOS nationally and internationally recognized scientific and educational series.







**Dr. Annalisa Terranegra**  
Laboratory of Precision Nutrition

Dr. Terranegra is a Principal Investigator Assistant level in the laboratory of Precision Nutrition. She obtained her MSc degree in Biological Sciences cum laudae in 2000 at the University of Siena, Italy, PhD in Molecular Medicine in 2007 at the University of Milan, Italy and Post-graduate Diploma cum laudae in Nutritional Sciences at the University of Milan, Italy in 2015. Dr. Terranegra also has extensive teaching experience as Assistant Professor in Nephrology (2007-2010) and in Dietetic Sciences and Technologies (2010-2013) at University of Milan, Italy.

She was also lecturer in Molecular Medicine PhD course (2009-2011) at University of Milan, Italy. Dr. Terranegra currently covers the position of adjunct Assistant Professor, since 2015, in the college of Health and Life Sciences at Hamad bin Khalifa University, Qatar and adjunct Assistant Professor, since 2018, in the College of Health Sciences at Qatar University, Qatar.





**Dr. Bernice Lo**  
Laboratory of Immunoregulation

Dr. Bernice Lo is a Principal Investigator Assistant level in Genetics program at Sidra Medicine and an Adjunct Assistant Professor at Hamad bin Khalifa University (Doha, Qatar). She has contributed to the discovery, diagnosis, and molecular understanding of inherited autoimmune disorders. Bernice performed her post-doctoral training under the leadership of Dr. Michael Lenardo in the Laboratory of Immunology at the National Institutes of Health in the US.

She is trained in cell and molecular biology and genomic approaches for genetic diagnosis. During her fellowship, she helped discover and understand the etiology of two new diseases of immune dysregulation. She received her Ph.D. in Cell Biology at Duke University under the mentorship of Dr. Jo Rae Wright, where she began her appreciation for the immune system and the critical role of immune tolerance and regulation.





**Dr. Cristina Maccalli**  
Laboratory of Immune  
Biological Therapy

Dr. Cristina Maccalli is a Principal Investigator Assistant level in the laboratory of Immune Biological Therapy expertise is in the field of immunology, tumor immunology and immunotherapy. She obtained a Ph.D. in Applied Genetics at the University of Milan, Italy. She has carried out her post-doctoral research programs at the National Cancer Institute in Milan, Italy and, then, as visiting fellow at the Surgery Branch, National Cancer Institute, NIH, Bethesda, MD, USA. In October 2013 she contributed to the development of the Laboratory of the Italian Network of Biotherapy of Tumors (NIBIT)/University Hospital of Siena,

Italy dedicated to ImmunOncology (IO) studies and the immunomonitoring of patients undergoing immunotherapy treatments. In October 2015 she joined the Research Department at Sidra Medicine. She is the Editor of the section of Translational Cancer Biology of JTM and of the Section Immune Response of Advances in Cancer Biology-Metastasis (Elsevier).








**Dr. Matteo A Avella**  
Laboratory of Reproductive  
Biology

Dr. Avella is a Principal Investigator Assistant level in the Laboratory of Fetal and Placental Biology. Prior to joining Sidra Medicine, Dr. Avella was an Assistant Professor in the Department of Biological Science at the University of Tulsa (Tulsa, OK, USA) and the School of Health Professions at Eastern Virginia Medical School (Norfolk, VA, USA). Dr. Avella received his B.A. in Biology from the University of Milan, Bicocca (Italy). He then completed a Ph.D. at the Polytechnic University of Marche (Ancona, Italy), studying the intestinal microbiota's effects on fish's early development and reproduction.

He conducted postdoctoral research at the National Institutes of Health (Bethesda, USA), where he switched his studies to the mammalian system and focused his research efforts on understanding the molecular mechanisms regulating fertilization in mice and humans. Before his first academic appointment at the University of Tulsa, Dr. Avella received training as a human embryologist at Shady Grove Fertility (Chesterbrook, PA, USA).





**Dr. Nicholas van Panhuys**  
Laboratory of Immunoregulation

Dr. van Panhuys is a Principal Investigator Assistant level in the Laboratory of Immunoregulation. He completed his BSc in Biochemistry and Molecular Biology, Cell and Developmental Biology at Victoria University (New Zealand). Following this, completed the Honors program in Molecular Biosciences at Victoria University. Before being awarded Rex and Betty Coker Post Graduate Scholarship to conduct his PhD studies at the Malaghan Institute for Medical Research (New Zealand) where he

investigated the role of IL4 and STAT6 in protective immunity and T helper 2 immune responses. He was then awarded the NZ Foundation for Research Science and Technology post-doctoral fellowship award, to work as a visiting fellow at the National Institutes of Health (Bethesda, USA) in the Laboratory of Immunology with Dr. Ronald Germain. Consequently he was appointed as a research fellow in the Laboratory of Systems Biology at the NIAD, NIH.







**Dr. Luis R Saraiva**  
Laboratory of Neurometabolism  
and Functional Genomics

Dr. Saraiva is a Principal Investigator Associate level in the Laboratory of Neurometabolism. He completed a Licenciatura (BSc+MSc) in Biology at the University of Evora (Portugal). After, he became a Fellow of the International Graduate School in Genetics and Functional Genomics of the University of Cologne (Germany), where he received his PhD in Genetics (summa cum laude). After a brief period as a visiting scientist at Harvard Medical School in Boston (USA), he worked as a postdoctoral scholar in the lab of Linda Buck (Nobel Laureate in Physiology and Medicine 2004) at the Fred Hutchinson Cancer Research Center in Seattle (USA).

As he became an EBI-Sanger Postdoctoral (ESPOD) Fellow, he moved to Cambridge (UK), where he continued his postdoctoral training at the EMBL-EBI and the Wellcome Sanger Institute. Since October 2015, he is a Principal Investigator at the research branch of Sidra Medicine. Additionally, he is an Adjunct Faculty Member at the Monell Chemical Senses Center (Philadelphia, USA) and at Hamad bin Khalifa University (Doha, Qatar).





**Dr. Wouter Hendrickx**  
Pediatric Cancer Omics  
Laboratory

Dr. Wouter Hendrickx is a Principal Investigator Assistant level in the Laboratory of Pediatric Cancer Omics in the Human Immunology Division and member of the Cancer Precision Medicine Working Group at Sidra Medicine. He has experience in stem cell and cancer research at the universities of Brussels (VUB), Leuven (KUL) and Norwich (UEA). Where he gained an MSc in biomedical Science (2004) and an MSc Bio-informatics (2005) and a PhD in Medical Science respectively (2012).

At Sidra he has focused since 2014 on the tumor immune micro environment deploying bio-informatic tools to analyze gene-expression data form bulk tumor for immune related signatures and other determinants of the immune phenotype and translating the findings to the wet lab environment. He was a participant of the EU FP6 and PF7 grant framework and is a 2015 QNRF JSREP awardee. Since 2019 he leads Sidra Medicine's efforts in establishing a biorepository for pediatric cancer patients.





**Dr. Younes Mokrab**  
Medical and Population  
Genomics Lab


The Medical and Population Genomics laboratory at the Sidra Medicine uses advanced genomics and data-centric methods to explore fine-scale population structure of and its impact on disease risk, progression and response to treatment. It has particular interest in Arab and Middle Eastern populations known for high consanguinity. Furthermore, it researches the genetic architecture of neurodevelopmental disorders including the establishment of a national registry and disease cohort. The lab's expertise lies in genomics especially long-read sequencing, data science and biostatistics. It is funded by multiple internal and external grants in collaborations with worldwide institutions including Stanford University, University of Washington, and University College London.

The lab is headed by Dr. Younes Mokrab, a Principal Investigator Associate level. Dr. Mokrab joined from Eli Lilly where he led computational genomics research in Neurogenetics to identify/validate drug targets in neuropsychiatry, working closely with Psychiatric Genomics Consortium (PGC). He obtained a PhD in bioinformatics from Prof. Tom Blundell lab, University of Cambridge, UK (2007), followed by a postdoctoral fellowship from Prof. Mark Sansom Lab, University of Oxford (2010). Upon joining Sidra, Dr. Mokrab helped establish research programs in population and medical genetics and is a co-founding member of the Qatar Genome Program Research Consortium.





## International Grant updates: Diabetes and Gene Editing research



Sidra Medicine congratulates Dr. Ammira Akil, Dr. Tawfeg Ben Omran and Dr. Cristina Maccalli on their recent research milestones at Sidra Medicine and being part of two major international grants.

Dr. Ammira Akil, an investigator in diabetes precision medicine is the recipient of two grants from the Juvenile Diabetes Research Foundation (JDRF).

Type 1 diabetes is an autoimmune disease that ultimately results in the destruction of insulin-producing beta cells and a life-long dependence on carefully titrated exogenous insulin. It is estimated that approximately 20 million people globally are affected by type 1 diabetes. JDRF has been leading the fight against type 1 diabetes by funding many leading scientists across the globe to help deliver possible cures and life-improving breakthroughs and have awarded \$400,000 in two grants funding to Sidra Medicine.

The first funding will go towards the ALDIAR 1 “Road to prevention” project lead by Dr. Akil as lead Principal Investigator and Dr. Tawfeg Ben Omran, Division Chief of Genetic and Genomic Medicine as Co-PI. The project aims to take an improved combined approach to predict the genetic risk of type 1 Diabetes in the Middle East and North Africa region through scalable and cost-effective technologies.

The second grant (directly with Dr. Akil as lead PI) will look at the early prediction of progression to autoimmunity in Type 1 Diabetes –as an institutional collaboration between Western Sydney University in Australia, the Steno Diabetes Center Copenhagen (Denmark) and Sidra Medicine. Both research projects will help pave the way to enhance predictions of type 1 diabetes among susceptible children through emerging technologies.

The programs reinforce Sidra Medicine’s commitment to research with the ultimate goal of a cure and global prevention of type 1 diabetes. Dr. Cristina Maccalli, an investigator in Immune Biology Therapy at Sidra Medicine, has been appointed as Co-principal investigator in the European Cooperation in Science and Technology-COST grant application by the Pfizer-University of Granada–Junta de Andalucía Centre for Genomics and Oncological Research (GENYO) in Spain.

Dr. Maccalli will participate in a major EU funded genome editing research program, involving 18 international partners and worldwide renowned experts in the field. The program will bring together pharmaceutical companies, academic institutions, science and regulatory agencies, biotechnology firms, patient advocacy associations and information technology.

The aim of the program is to tackle knowledge fragmentation and accelerate the translation of genome editing technologies for the treatment of human diseases. The consortium consists of several groups of experts who will work on different aspects of the genome editing technology, from its very basic assessment to safety, specificity and clinical applications to tackle inherited rare diseases, cancer, and infectious diseases. Dr. Maccalli’s role as Co-principal investigator would be to implement the ex vivo delivery of genome editing systems and for delivering of innovative protocols to be applied for translational studies for cancer cell therapy.







# EDUCATION AND CAPACITY BUILDING



## FRESH PhD AND MSc GRADUATES



**Eman Wehedy,**  
Mentored by Dr. Souhaila Al-Khodor  
PhD in Genomics and Precision  
Medicine



**Geetha Gandhi,**  
Mentored by Dr. Khalid Fakhro  
PhD in Genomics and Precision  
Medicine



**Muhammed Kohailan,**  
Mentored by Dr. Khalid Fakhro  
PhD in Biological and Biomedical  
Sciences



**Shimaa Sherif,**  
Mentored by Dr. Wouter Hendrickx  
PhD in Genomics and Precision  
Medicine



**Sabah Nisar,**  
Masters in  
Environmental Science



**Sheema Hashem,**  
Masters in  
Environmental and  
Biological Science

## CAPACITY BUILDING AT SIDRA MEDICINE

Outreach and education at Sidra Research is paramount, the department hosts several trainees, volunteers and visiting researchers/scientists coming from various universities and institutions, both locally and from around the world.

Sidra Research prides itself as a teaching entity in alignment with the education pillar, one of the three pillars that form the foundation of Sidra Medicine's mission to provide patient care and biomedical research. Training at Sidra encourages young adults to hone their career path in science, medicine and public health. By training under varied professionals and experts, the trainee is provided with invaluable work experience, develops and refines skills and has access to a platform to network with other professionals in the field.

### 7 VISITING SCIENTISTS:

**Chidambaram Manickam**, ADLQ  
**Maryam Al-Nisf**, ADLQ  
**Khadega Ibrahim**, QU  
**Mahmoud Mohamed**, HMC  
**Ayse Nur Ugur**, TUBITAK  
**Farook Al-Ajli**, Al Ghannas Qatari Society  
**Alice Turdo**, University of Palemro



62

Externs and volunteers enrolled in 2022



9

PhD students



39

Students from local universities; including Hamad Bin Khalifa University, Qatar University and Northwestern University in Qatar



## STUDENT TESTIMONIALS



**Saadya Amrullah,**  
MSc trainee with Ammira Akil

I participated in the externship program with Dr. Ammira after graduating with my Bachelor's degree in Biological Sciences from Qatar University. This six-month journey was exceptionally fascinating and beneficial to my career. Besides developing myself in the lab work and experiments, I utilized the opportunity provided by Dr. Ammira to enhance my scientific writing skills and develop critical thinking. Some of the lab skills I learned included bacterial transformation, reverse and forward transfections of HEK293 cells, western blot, qPCR, PBMC isolation, and immunofluorescence staining of cells. I was also presented with challenging writing tasks, such as peer-review of two non-published articles and am currently involved in a high-profile study design. I am grateful to Allah, my family and Dr. Ammira, who facilitated this journey and gave me a chance to realize my potential and invest in my career as a researcher.



**Farhia Abdullahi,**  
Biological Sciences trainee with Davide Bedognetti

Working in the field of Cancer has been my ambition and desire since my undergrad days. With a degree in Biological Sciences from Qatar University, I seized the opportunity to train in the field of cancer research with Dr. Davide Bedognetti's team at Sidra Medicine. This opportunity has been an eye opener to me. I underwent extensive hands-on training on several complex research tools and performed extensive immunofluorescence protocols on FFPE sections and Laser Scanning Confocal Microscope. I also received hands-on training on the latest technology available in the Middle East, GeoMx from Nanostring, a spatial and molecular analysis platform to understand the molecular differences in tumor vs healthy tissue in tumor tissue sections. I prepared presentations, examined scientific papers, and acquired knowledge on different topics. This whole experience has increased my confidence and got me thrilled to continue my work in this field.



**Shima Mohamed Sherif Khedr,**  
PhD Student with Wouter Hendrickx

I was lucky to have had the opportunity to complete my PhD work at Sidra Medicine under the supervision of Dr. Wouter Hendrickx and Dr. Davide Bedognetti in the Department of Cancer Immunology. I learned different bioinformatics and computational biology skills including the processing and analysis of next-generation sequencing data. Integrated omics are essential for precision medicine in the pediatric oncology field. I was strongly encouraged to participate in numerous international competitions and conferences and had my work shared with the larger scientific community through high-impact publications. I really appreciate what I have learned at Sidra Medicine and am happy to express my experience as fruitful, productive, and memorable. I successfully defended my PhD thesis in March 2022 and started my postdoctoral studies at Sidra Medicine in September 2022 in the Cancer Immunogenomics lab.



**Randa Al-Yafei,**  
PhD Student with Nico Marr

I'm Randa Al-Yafei a PhD candidate in genomic and precision medicine program from Hamad Bin Khalifa University. I joined Systems Immunology and Immune Deficiency research department in Sidra Medicine to work on my thesis "In-depth functional genomic studies of rare patients with life threatening infections and novel inborn errors of immunity". During my journey in Sidra, I obtained an accurate picture of the genomic technologies like Next Generation Sequencing that are used to study the monogenic mutations underlie the inborn errors of immunity (IEI) in pediatric patients. Also, Sidra Medicine helped me to learn several skills and assays to confirm causal relationships between the candidate genotypes and the associated clinical phenotypes in the patients. I hope that my study in Sidra could shed fundamentally new light into the genetic basis of childhood IEI at both the patient and population levels.



**Sidra Aftab,**  
MSc Student with Dr. Annalisa

It has been a wonderful learning experience with Sidra Medicine. I acquired new lab skills and explored novel techniques in Next Generation Sequencing. With constant support, appreciation and recognition from team members, I have been able to identify my true potential as a researcher. I was accorded with an absolutely amazing chance to work on a research project which was a part of an internationally funded clinical trial. This role did not only enhance my competency as a researcher but also provoked a profound interest in genetics and nutrition. The research project has challenged my limits and I am certain that I will rise to the challenge with the support I have been provided. I am truly elated to be a part of Nutrigenomics team led by Dr. Annalisa Terranegra at Sidra Medicine.



**Abdulrahman Al-Subaiey,**  
PhD Student with Bernice Lo

The past 4 years at Sidra Medicine have fully equipped me to be an independent scientist as I was nurtured in the world-class lab of Dr. Bernice Lo, under the exemplary mentorship of Dr. Rafah Mackeh. I have been exposed to all the makings of a scientist from critical thinking, developing my own hypothesis, designing experiments, overcoming obstacles, and coherently presenting my findings to the public. What makes Sidra Medicine special is the collaboration between the research team and the clinic, which tremendously empowered my research. I had the opportunity to do my PhD anywhere in the world, but I specifically chose Sidra Medicine because I wanted to work on poorly studied diseases that were relevant to my country. Overall, Sidra Medicine is an excellent hub for scientists that are interested in cutting-edge precision medicine, and I would highly recommend students to join the externship program to grow into independent researchers.

## GRADUATE ASSOCIATE



### Sara Al Marzooqi

After a year at Sidra Medicine rotating as a Graduate Associate in the Research Branch, I am happy to view it as the beginning of a challenging yet rewarding journey. I explored many aspects of research and gained experience in different topics such as microbiome, cancer, and obesity. It was a great way for me to decide which path I want to pursue. I was invited to take an active role in various projects. Currently I am leading the FTO project which links obesity to colorectal cancer under the supervision of Dr. Ajaz and Dr. Ammira. I am also in the process of writing two review papers which should be published before the end of 2022. These are major milestones achieved in a short period of time where I have gained immense knowledge and experience. It would have not been possible without the encouragement and support of my line manager and the Sidra family spirit. I have always been interested in medical genetics and genetic counseling and was granted full support to explore this further in collaboration with Sidra Medicine clinicians. I am really proud of my accomplishments so far, and very thankful for the support and guidance I have received.





The background of the page is a dark green color with a pattern of binary code (0s and 1s) scattered across it. On the left side, there is a network diagram consisting of white nodes connected by lines, with some nodes highlighted in orange. The overall aesthetic is technical and digital.

# GRANTS AND COLLABORATIONS

## GRANTS AND COLLABORATIONS

15 total grants from Qatar National Research Fund (QNRF) and other external funds were awarded in the last 18 months

**Totalling QR 10.99 M**

### BREAKDOWN OF GRANT APPLICATIONS IN THE LAST 18 MONTHS

Grant Applications	Submitted	Awarded
National Priorities Research Program (NPRP-14S)	7	1
NPRP - Blue Skies Research Award (NPRP-BSRA01)	3	1
Path towards Precision Medicine Call (PPM 05)	8	2
Equine Research Call	1	0
Rapid Response Call (RRC) COVID-19 cycle 2	1	0
Graduate Sponsorship Research Award (GSRA8+)	2	1
Graduate Sponsorship Research Award (GSRA9)	2	1
Postdoctoral Research Award (PDRA7)	3	2
High School Research Experience Program (HSREP4)	1	tba
Conference and Workshop Sponsorship Program (CWSP21)	2	1
Conference and Workshop Sponsorship Program (CWSP22)	1	0
Researchers Exchange and Mobility Program (REMP3)	2	1
SOLVE-RD		
JDRF: Strategic Research Agreement	2	1
Collab with Progreso y Salud Foundation	1	1

Grant Applications	Submitted	Awarded
JDRF: Dr Ammira as co-PI	1	1
Gulf Strategy Fund 2022 - Precision Medicine	1	1
Genome Assembly Grants	1	1
Global Grants for Gut Health	1	0
CONquer canCER Now	1	0
2022 CDKL5 Program of Excellence	1	0
Young Scientist Research Grant	1	0
Helmsley Charitable Trust	1	0
Pablove Seed Grant Program	1	0
JDRF: Career Development Awards	1	tba
Cystic Fibrosis Foundation Grant	1	tba
Pfizer Global Medical Grants	1	tba
Waterloo Foundation	1	tba
JDRF Strategic Research Agreement (SRA) 2023	1	tba
Biocodex Microbiota Foundation	1	tba

# INTERNAL RESEARCH FUND WINNERS ANNOUNCED

Sidra Medicine has a dedicated mission to deliver Precision Medicine by fostering efficient therapies and better preventative strategies for human diseases, to enhance human health and well-being, and ultimately support the development of a personalized health care system.

In this regard, the primary purpose of Internal Research Fund 2022 (IRF 22) program is to support competitive and innovative research program initiatives that improve the patient outcomes derived by early detection, better prevention, improving diagnostics, and treatments to all. Consequently, IRF22 also provided funds for activities that may lead to the development and submission of competitive research proposals to an external agency (e.g., QNRF and others). Special attention was targeted to disorders that are prevalent in Qatar and that affect Sidra Medicine's patients. These included, but were not limited to, congenital disorders, diabetes and its complications, mental and neurological disorders, cancer and cardiovascular disease, maternal and child health illnesses, and immunological disorders. Applications were required to be translational and outcome-driven; where clinical outcome improvements would be possible to measure and enabled by Precisions Medicine approaches.

The Internal Research Council (IRC) made the final decision to award the top projects based on a stringent review by international peer-reviewers and overall budget availability over the duration of the studies (mid-2022 to mid-2024). In total, 9 projects were awarded out of 25 applications. Nevertheless, many high-quality applications were received during this cycle and hence we would like to thank everyone who participated.

LPI	co-LPI	Project Title
Dr Ammira Akil	Dr. Tawfeg Ben Omran	ASPIRE COHORT OF NEWBORNS – Advancing newborn Screening Program to Identify babies at high Risk of future disorders for Effective Monitoring and Personalized Care
Dr. Wesam Al-Masri	Dr. Bernice Lo	Elucidating New Genes Involved in Progressive Familial Intrahepatic Cholestasis
Dr. Davide Bedognetti	Dr Ata Ur Maaz	Implementation of Spatially Resolved Transcriptomics in Pediatric Brain Tumors: Toward Advanced Diagnostics Enabling Precision Immunotherapeutic Approaches
Dr. Wouter Hendrickx	Dr. William Mifsud	Pediatric Solid Tumor Heterogeneity and Clinical Impact by Multi-Regional NGS @ Sidra Medicine
Dr. Mohammed Yousuf Karim	Dr. Bernice Lo	The Study of Immunodeficiency after Rituximab in Autoimmunity ("SIDRA") Project
Dr. Arun Lakshmanan	Dr. Goran Petrovski	Fecal mRNAs Role on the Increased Abundance of AKKERMANSIA – A Possible Microbial Marker for Poor Glycemic Control in Qatari Pediatric Type 1 Diabetic Subjects
Dr. Bernice Lo	Dr. Amel Hassan	Biomarker Discovery for Immunomonitoring of Autoimmunity due to CTLA4 Insufficiency
Dr. Rafah Mackeh	Dr. Mamoun Elawad	Targeting Autophagy for a Personalized Treatment in Patients with Inflammatory Bowel Disease
Dr. Younes Mokrab	Dr Ruba Benini	A Multidisciplinary Program to Enable Precision Medicine of Child Epilepsy and Neuro-developmental Co-morbidities in Qatar





# TOP TEN ORIGINAL PUBLICATIONS

**1** Genetic predisposition to cancer across people of different ancestries in Qatar: a population-based, cohort study

**AUTHORS**  
Younes Mokrab, Rozaimi Razali, Najeeb Syed, Davide Bedognetti

**JOURNAL**  
LANCET ONCOLOGY

**2** Fasting-Mimicking Diet Is Safe and Reshapes Metabolism and Antitumor Immunity in Patients with Cancer

**AUTHORS**  
Darawan Rinchai, Davide Bedognetti

**JOURNAL**  
CANCER DISCOVERY

**3** Congenital IRHOM2 deficiency causes ADAM17 dysfunction and environmentally directed immunodysregulatory disease

**AUTHORS**  
Ahmad Al-Shaibi, Adrian K Charles, Melanie Makhlof, Eman H AbouMoussa, Reem Hasnah, Luis R Saraiva, Bernice Lo

**JOURNAL**  
NATURE IMMUNOLOGY

**4** The immune landscape of solid pediatric tumors

**AUTHORS**  
Shimaa Sherif, Jessica Roelands, William Mifsud, Eiman I Ahmed, Christophe M Raynaud, Darawan Rinchai 2Abbirami Sathappan, Ata Maaz, Ayman Saleh, Erdener Ozer, Khalid A Fakhro, Davide Bedognetti, Wouter R L Hendrickx

**JOURNAL**  
JOURNAL OF EXPERIMENTAL & CLINICAL CANCER

**5** Genome sequencing data analysis for rare disease gene discovery

**AUTHORS**  
Umm-Kulthum Ismail Umlai, Dhinoth Kumar Bangarusamy, Puthen Veettil Jithesh

**JOURNAL**  
BRIEFINGS IN BIOINFORMATICS

**6** A 3D transcriptomics atlas of the mouse nose sheds light on the anatomical logic of smell

**AUTHORS**  
Eman Abou Moussa, Melanie Makhlof, Lisa S Mathew, Li Wang, Susie S Y Huang, Stephan Lorenz, Luis R Saraiva

**JOURNAL**  
CELL REPORTS

**7** Human leukocyte antigen class II gene diversity tunes antibody repertoires to common pathogens

**AUTHORS**  
Taushif Khan, Mahbuba Rahman, Ikhlak Ahmed, Fatima Al Ali, Puthen Veettil Jithesh, Nico Marr

**JOURNAL**  
FRONTIERS IN IMMUNOLOGY

**8** Nomograms of human hippocampal volume shifted by polygenic scores

**AUTHORS**  
Mohammed Janahi, Younes Mokrab

**JOURNAL**  
eLIFE

**9** Immune-related 3-lncRNA signature with prognostic connotation in a multi-cancer setting

**AUTHORS**  
Shimaa Sherif, Jessica Roelands, Sathiya Narayanan, Davide Bedognetti, Wouter Hendrickx

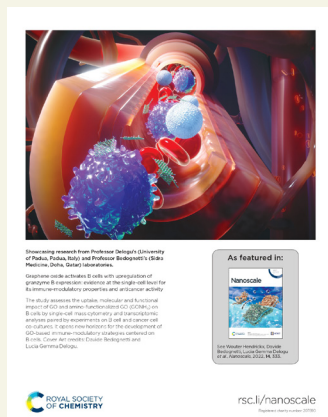
**JOURNAL**  
JOURNAL OF TRANSLATIONAL

**10** Identification of Prognostic Metabolomic Biomarkers at the Interface of Mortality and Morbidity in PreExisting TB Cases Infected With SARS-CoV-2

**AUTHORS**  
Ilhame Diboun



**JOURNAL**  
FRONTIERS IN CELLULAR AND INFECTION MICROBIOLOGY

# SIDRA MEDICINE PUBLICATIONS ON JOURNAL COVERS



**Graphene Oxide Activates B Cells with Upregulation of Granzyme B Expression: Evidence at the SingleCell Level for its Immune-Modulatory Properties and Anticancer Activity**  
Laura Fusco, Darawan Rinchai, Wouter Hendrickx, Davide Bedognetti made Jorنال cover to **NANOSCALE** in January 2022, Page 207 to 548

**Genetic Predisposition to Cancer across People of Different Ancestries in Qatar: a Population-Based, Cohort Study**  
Younes Mokrab, Rozaimi Razali, Najeeb Syed, Davide Bedognetti made Jorنال cover to **THE LANCET ONCOLOGY** in March 2022, Vol 23, Issue 3



**Immune Profiling and Multiplexed Label-Free Detection of 2D MXenes by Mass Cytometry and High-Dimensional Imaging**  
Laura Fusco, Darawan Rinchai, Eiman Ahmed, Jean-Charles Grivel, Davide Bedognetti made Jorنال cover to **ADVANCED MATERIALS** in November 2022, Vol 34, No. 45

## Research Study Indicates Fasting as New Immunotherapy for Treating Cancer

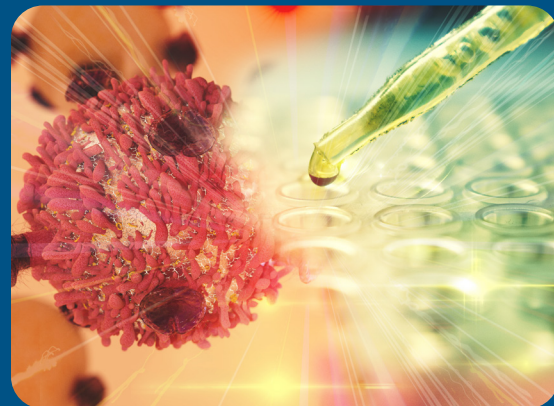
Just in time to mark World Cancer Day on 4th of February, our researchers have collaborated with Fondazione IRCCS, Istituto Nazionale Tumori (INT), Milan, Italy and published a study highlighting the benefits of a fasting-mimicking diet (FMD) in helping boost the immune system in cancer patients. The in-depth analysis of peripheral blood and cancer specimens assessed the biological effects of a fasting-mimicking diet in patients enrolled in clinical trials including the first-in-human trial. FMD is an approach to fasting that “tricks” the body into thinking it is fasting while allowing minimal food intake. The findings showed that cyclic FMD was not only safe but also well tolerated and can cause remarkable systemic metabolic and immunological changes in patients with different tumor types. The patients were either undergoing FMD alone or in addition to anti-tumor therapies.

Participants were given a plant-derived, low-carbohydrate, low-protein diet, amounting to 1,800 kilocalories over five days. The short course of this fasting-mimicking diet resulted in a consistent decrease in blood glucose and growth factor concentration, mirroring the metabolic changes observed in pre-clinical trials.

Dr. Davide Bedognetti, Director of Human Immunology and Cancer Program. Dr. Davide Bedognetti, Director of Human Immunology and Cancer Program and co-senior author of the study, who performed and supervised the immunogenomic analyses of the samples said: “What was remarkable is that after only five days of following a FMD, and without any chemotherapy or immunotherapy, we could see dramatic changes in the gene expression profile of the tumor. The tumors became inflamed and infiltrated by specific immune cells (T lymphocytes) that exhibit tumor-killing capacities.

“We anticipate that FMDs can become part of the treatment regimen for cancer patients, once randomized clinical trials will confirm its efficacy in combination with standard treatment. We also believe that this methodology would be widely accepted in this part of the world, considering the importance of fasting by Muslims during the holy month of Ramadan,” continued Dr. Bedognetti.

Published in *Cancer Discovery*, the flagship journal of the American Association for Cancer Research, the study titled *Fasting-Mimicking Diet Is Safe and Reshapes Antitumor Immunity in Patients with Cancer* offers clinicians an opportunity to implement new therapeutic approaches to patient treatment. Dr. Khalid Fakhro, Chief Research Officer said: “In this part of the world, we are very familiar with the myriad benefits of fasting on human health. This world-class study demonstrates yet another remarkable effect as it relates to patients suffering from cancer, where a fasting-like diet was actually shown to impact the immune system on a molecular level, effectively enhancing the body’s natural response to tumors. We are proud of such discoveries made by our scientists in supporting global collaborative efforts to develop strategies for the prevention and treatment of cancer— a disease that kills over 10 million people every year.”





## Sidra Medicine Publishes Groundbreaking study on Pediatric Cancer Tumors

Researchers from Human Immunology in collaboration with the Anatomic Pathology and Oncology Divisions at Sidra Medicine have published a ground-breaking study on pediatric cancer tumors<sup>1</sup>.

The study analyzed the relationship between tumor cells and immune cells and the impact of anti-tumor immune responses related to the survival of young cancer patients. It was led by Shimaa Sherif (first author) as part of her PhD thesis, who was supervised by Dr. Wouter Hendrickx and Dr. Davide Bedognetti from Sidra Medicine and Dr. Borbala Mifsud from Hamad Bin Khalifa University.

Using the advanced gene expression analysis skills available at Sidra Medicine's research branch, the group implemented methods and algorithms to quantify anti-tumor immune responses. Gene expression analysis, is a technique that allows to quantify the expression of about 20000 genes in a single tumor biopsy. These genes are then analyzed to quantify the intensity of immune reactions. The study found that:


1. Pediatric solid tumors can be divided into six different types according to their immunological parameters, called "immune subtypes".
2. Different immune subtypes are associated with distinct risk of death.
3. An immune signature developed at Sidra Medicine, called immunologic constant of rejection (ICR), accurately predicted the risk of death in patients with certain aggressive tumors such as a subtype of neuroblastoma, one of the most aggressive pediatric cancers.
4. Specific immune markers associated with unfavorable prognosis were also identified, which could be explored as targets for novel immunotherapeutic approaches.

5. Knowing the risks associated with the different immune sub-types could be used to decide the intensity and type of systemic treatment for each patient

Dr. Wouter Hendrix, Principal Investigator from Sidra Medicine's Laboratory of Pediatric Cancer Omics who was the leading senior author of the study said: "Our study also suggests that the quantification of the immune cells and their function in the tumor could be used as an advanced diagnostics tool to estimate the risk of relapse and death and therefore to guide treatment choice. It is taking a precision medicine approach to pediatric cancer treatment."

Dr. Davide Bedognetti, Executive Director of Translational Medicine Department, and Director of the Human Immunology Division, who is leading Sidra Medicine's cancer immunology research said: "This is a timely research particularly coming out to coincide with Childhood Cancer Awareness Month which falls every year in September and highlights Sidra Medicine's continuing commitment to precision medicine and cancer research









**EVENTS/  
HIGHLIGHTS**

## Smart City Expo Doha 2022

The city of Doha was the host of the leading event on smart cities and urban solutions under the slogan “Safe, Smart Cities”. The summit addressed issues related to the development of cities and sustainability such as transport, infrastructure and public spaces: and dealt with aspects related to technology and security such as Big Data, blockchain, privacy, regulations, cybersecurity and data protection.

Sidra Medicine was on board in 2022’s Smart City Expo in March 2022, the global platform dedicated to discussing, tackling and solving the challenges facing the cities.





## Women in Science Symposium “Women in Science: The Journey Toward Precision Medicine”

Women are leading the way in groundbreaking research all over the world. Despite their remarkable discoveries, women continue to account for only about 33.3 percent of global researchers, and they make up a minority of senior research positions globally. Women have also received less than 4% Nobel Prizes in science. Over the past decade, the global community has made a lot of effort in inspiring and engaging women and girls to consider careers in science. However, much work remains to be done to achieve through gender equality in science. “Women in Science” symposium was held on the 28th of May, in the auditorium at Sidra Medicine. The event was also live-streamed via Microsoft Teams.

Women were part of the conversation that helps inspire and educate the far-reaching benefits of having more women in science. The CME accredited program of the symposium “Women in Science: The Journey to Precision Medicine” included a panel discussion that featured inspiring and renowned local and international female scientist, clinicians and health care professionals who shared their personal scientific journeys, celebrating success and highlighting challenges while motivating women to pursue successful academic and health care careers. We also learnt about the power of mentorship and how those remarkable scientists navigated motherhood, marriage, cultural responsibilities, and their careers.



## BD Deep Science Seminar High-Dimensional Biology for Biomarker Discovery and Functional Characterization of Novel Cell Subsets

As technologies in our industry advance in complexity, the opportunity to use multiple approaches to answer high dimensional biological questions and expanding our knowledge of immunology.

The presentation was highlighted on how the combined use of high-parameter analytical flow cytometry and advanced single cell multiomic tools (proteomic and genomic) can help define functional murine NK cell subsets.

Use of advanced surface database to guide experimental design reduce batch-effects through high-parameter fluorescence sorting and molecular barcoding perform high-dimensional cell characterization via flow cytometry and AbSeq technologies Bridge the gap between singlecell multiomics and flow cytometry based functional assays was also discussed on the 23rd of June 2022.



## Sponsored Students Annual Gathering

On the morning of July 6th an annual gathering for our sponsored students was held for the students to learn more about what we do here at Sidra Medicine, department charts, career paths, and what their different roles and responsibilities could be once they join. Participating departments in the event were: Nursing, Pharmacy, Pathology, Research, and Social Work.

The Graduate Associates Program shared success stories related by previous Graduate Associates who have made it to a successful career path with a significant impact on our patients at Sidra Medicine and to Qatar as a whole. The gathering concluded in a tour of the hospital, and the Research and Pathology laboratories, before networking over lunch.





## WISH 2022

An initiative founded by Qatar Foundation in 2013, the World Innovation Summit for Health (WISH) has become a leading global platform where scientists, entrepreneurs and policy makers meet to develop solutions to major health issues facing the world today and explore ways in which innovation can improve these issues for the future. WISH has brought together thousands of the world's healthcare pioneers to its global gathering, both virtual and in-person.

As a catalyst for change, we are uniting the world's most influential thinkers and most brilliant minds, to develop solutions that can improve health outcomes globally. Sidra Medicine's Research Branch was invited to WISH 2022 in August to showcase the unique zebrafish facility serving genomic medicine.

Dr. Sahar Da'as, Manager of the Zebrafish Facility at Sidra Medicine explained to attending visitors, extinguished guests, and VIPs the research platform of functional genomics through integrating model systems. She highlighted the power of zebrafish in Personalized Medicine to develop a tailor-made understanding for patients in whom currently diagnosis fails. The zebrafish is being used in research to advance diagnostics from generating humanized disease models, to contributions to understanding disease progression, through to assessing drugs via in vivo phenotypic screens. Our outcomes in translational research have helped Sidra Medicine patients and other patients across the international community.





## Sidra Medicine Signs MoU with Microsoft

Our research division has signed a memorandum of understanding (MoU) with Microsoft to facilitate its digital transformation goals and accelerate its precision medicine and genomics research programs. The MoU was signed at Microsoft Qatar's Lusail office, by Dr. Khalid Fakhro, the Chief Research Officer and Lana Khalaf, General Manager of Microsoft Qatar on August 31. The MoU signals a series of strategic collaborations and implementations that will enable Sidra Medicine's research division to expedite its technology and cloud adoption on Microsoft's platforms, towards a complete digital transformation.

Dr. Khalid Fakhro said, "The MoU with Microsoft is the start of an exciting collaborative journey with a trusted and cutting-edge technology leader, that will enable us to offer innovative solutions to research challenges. The partnership comes at an opportune time, as we are scaling up our genomics research capabilities to meet growing local and global demands. It is part of our positioning strategy to become a leading healthcare and research facility and a benchmark for precision medicine and personalised healthcare."

The transformation, which will be led by Sidra Medicine's Digital Health team (Research), will use Microsoft Cloud to safely store and access data more quickly and conveniently. It will allow its scientists to perform complex data operations using Microsoft's Data and AI platforms. The division will also utilize HighPerformance Computing (HPC) on Microsoft Azure for industry-specific services to build an ecosystem that can facilitate genomics computing. "It is a distinct privilege to partner with Sidra Medicine's research division as they use Microsoft Azure and its AI and machine learning capabilities to support advanced research and breakthroughs in precision medicine and genomics", said Lana Khalaf, General Manager of Microsoft Qatar. "I am inspired by this collaboration between medicine and technology and its ambitious goals to lead the way in new discoveries and medical science innovation." Microsoft will also help enhance Sidra Medicine's research teams' digital capabilities through its National Skilling Program (in partnership with Qatar's Ministry of Communications and Information Technology) and other development initiatives including workshops and training programs.



## Chief Research Officer Retreat

The CRO hosted a Research Retreat inviting Managers, Principal Investigators, and Directors of the Sidra Medicine Research Branch at the Education City Golf Club on Sunday 18th September. After a warm welcome and introduction, the CRO presented a refresher of our strategy and Sidra Medicine's tripartite mandate embracing patient care, research, and education. We at Research conduct science in three distinct areas: pediatrics (rare and complex disorders), women's (pregnancy, maternal/child health), and population genetics/genomics.

Sidra Medicine's unique differentiators set us up for unique opportunities for novel gene pathway discovery and patient treatment. Through a seamless integration of Research and Clinical activities to benefit every Sidra Medicine patient, we create OneSidra; One Team, One Mission: Sidra Medicine patients. The large team worked throughout the day to discuss ideas and implementation of opportunities for growth, and how to maximize staff engagement to make Sidra Research the best place to work.



## Precision Medicine Functional Genomics (PMFG) 2022

Sidra Medicine's Research Branch successfully concluded the 8th edition of our Precision Medicine Functional Genomics symposium (PMFG 2022) in September to a packed audience of over 640 registered attendees during the course of the four-day event.

PMFG 2022 featured 50 international and local thought leaders and experts who discussed a range of hot topics including research and clinical advances in precision medicine; cancer immunotherapy and treatment; translational genomics and novel treatment programs related to rare and common diseases like diabetes and obesity.

Conference Chairs Dr. Chiara Cugno and Dr. Luis Saraiva said: "The feedback from our peers within the research, healthcare and biomedical industries has been overwhelmingly positive. We want to thank everyone, from our speakers, attendees, sponsors, partners and exhibitors in making this year's PMFG our best yet! We are also proud of how Sidra Medicine has positioned itself within the precision medicine fraternity thanks to the mettle of our own researchers, clinicians and scientists and their contributions in drafting Qatar's personalized health data ecosystem roadmap and truly showcasing how precision medicine has moved from vision to

Dr. Bruno Reversade, Research Director from A\*STAR, Singapore, and one of the keynote speakers at PMFG whose presentation on leveraging the power of Mendelian genetics to foster innovation for common unmet medical needs, generated a lot of buzz at PMFG 2022 said: "We are on an exciting path for precision medicine particularly to help those with rare diseases. One of the ground-breaking aspects of our research is that we have harnessed the power of mendelian genetics to identify and validate novel drug targets to treat cancer patients. An example that I shared at PMFG 2022, was research that we conducted with patients with a monogenic disease like Progeria (patients who prematurely age with wrinkly skin syndrome). What we realized is that the same gene that causes this disease in patients – is also often over expressed in cancer. We reasoned, what if we apply this premature aging phenotype to tumors in normal patients? So basically, we used the knowledge from an extremely rare condition and see how we can apply it to treat diseases like liver cancer."





## QBRI Research Day

Qatar Biomedical Research Institute (QBRI) held its first annual Research Day on September 28th, 2022 showcasing the thematic research areas conducted at the institute and key infrastructure and core facilities featuring state of the art technologies.

The event was marked by the attendance of various faculty members from Sidra Medicine discovering more closely the research at QBRI and exploring interdisciplinary collaborative opportunities.

Dr Younes Mokrab, head of Medical and Population Genomics at Sidra Medicine was invited to take part in a focus panel session on 'Precision medicine in Qatar: Challenges and opportunities.

The session also featured Dr Hamdi Mbarek manager at Qatar Genome Program and was moderated by Dr Fares Dr. Fares Al Ejeh, QBRI. Dr Mokrab highlighted the advancements achieved at Sidra Medicine as part the strategic partnership with the Qatar Genome Project. He also explained the importance of recent work from Sidra Medicine characterizing the genetic structure of the Qatari population, providing an instrumental tool for patient stratification, quantification of disease risk, treatment, and progression.





## Stars of Science

It all began in 2008. Qatar Foundation decided to inspire an entire Arab generation to innovate and create, and Stars of Science was born. As the premier innovation show in the Arab world, Stars of Science – the edutainment TV initiative of Qatar Foundation (QF) – empowers Arab innovators to develop technological solutions for their communities, benefitting people's health and lifestyles, and helping to preserve the environment.

Over a 12-week process, the contestants demonstrate the effectiveness of their solutions in a shared innovation space, competing against time with the support of a team of experienced engineers and product developers. An expert panel of jurors assess and eliminate projects every week across several prototyping and testing rounds, until only four finalists remain to compete for the

Jury deliberation and online voting from the public determine the rankings.

Dr. Khalid Fakhro, Chief Research Officer at Sidra Medicine, participated & appeared in episode 5 of Stars of Science Season 14 aired in September 2022 where he distinguished between traditional and precision medicine. Treating patients using population averages is an outdated approach; precision medicine allows us to target treatment, thereby minimizing side effects and maximizing response to treatment, and even eventually predicting possible future medical conditions.



## HBKU Research Day

The College of Health and Life Sciences' Annual Student Research Forum 2022 held in September marks the first come-back to live events after the start of COVID. The hallmarks of this forum are its innovation, diversity, and interactivity for all HBKU students. A forum where exchange of new ideas can be translated into improvement of existing research projects or formulation of new ones. More importantly, it is a platform to showcase the excellent work the students are conducting in the College as a reflection of hard work, good mentorship, and updated curriculum. Sidra Medicine's Research Branch is an avid supporter of HBKU students, and over the last four years, more

than 30 students have been mentored by our qualified scientists to successfully complete their MSc and PhD requirements. Dr. Davide Bedognetti, acting Executive Director of Translational Medicine at Sidra Medicine presented on behalf of the Chief Research Officer, Dr. Khalid Fakhro highlighted high-impact scientific publications and research accomplishments HBKU students were enabled by Sidra Medicine to achieve. The event culminated with a live awards ceremony in which the winners for best poster and oral presentations will celebrate with their colleagues and mentors their pride and joy.



## Women's Health Conference

The Women's Health Conference 2022 (WHC 2022) took place virtually on October 14-15, 2022 and was a great success. Speakers presented from our auditorium to an audience of over 400 national and international delegates. The conference covered a wide range of issues in women's health, two highly engaging clinical debates and a keynote lecture on the role of aesthetic surgery in women's wellness. Delegates rated the conference highly with excellent feedback and many are looking forward to the next event in 2023. Dr. Souhaila Al Khodor was invited to present her work on the Omouma study: "The mother and baby cohort at Sidra Medicine, a journey toward precision medicine".

She explained the importance of research as a continuum of care for women attending Sidra Medicine and described the holistic approach used for pregnant women enrolled in the Omouma study. Dr. Al Khodor also spoke about the criticality of the successful collaboration between the OBGYN and research teams while describing the short and long terms outcomes of Omouma. The success of the conference is attributed to the quality of the scientific program, the caliber of the speakers and the tremendous support received from the events and communications team, our IT team and the administrative staff from women's services.





## Chief Research Officer All Staff End-of-Year Meeting

The CRO held an All Staff meeting end of last year and awarded the top publishing authors in original articles. The categories awarded were (Student, Research Specialist, Scientist, Junior Investigator, Senior Investigator, Core Facilities, Top Review Article.), and were recognized for their high cumulative journal impact factor.

**Top Student Paper** - Shima Khedr  
**Top Research Specialist Paper** - Eman Aboumoussa  
**Top Scientist Paper** - Ilhame Diboun  
**Top Junior Investigator Paper** - Bernice Lo  
**Top Senior Investigator Paper** - Younes Mokrab  
**Top Core Facilities Paper** - Sahar Da'as  
**Top Review Article** - Ajaz Bhat & Sabah Nisar





## QF Empowers Women in Medicine and Science

Women physicians and researchers in Qatar are entrepreneurial and resourceful. They are finding innovative solutions to healthcare problems, and passionate care to those in need. For more women to make achievements in the field of medicine and science, the country offers ample opportunities.

Some senior physicians and researchers at Qatar Foundation's (QF) Sidra Medicine share their insights, inspirations, challenges and advice for young women. Each of them agrees that, despite not always being easy, their journey so far has been fulfilling. Division Chief, Adolescent Medicine at Sidra Medicine, Dr. Alanoud Al Ansari, said that policies and opportunities in Qatar and at Sidra Medicine have encouraged her achieve career goals through a culturally diverse workforce.

For her colleague, Acting Division Chief of Pediatric Neuroradiology, Dr. Jehan Al Rayahi, QF has played a major role in shaping the career and achieving goals. Dr. Al Rayahi is one of the first ever graduates from the class of 2008 from Weill Cornell Medicine in Qatar, a QF partner university.

While, Dr. Moza Al Kowari, a researcher at Sidra Medicine, encourages all young people to consider science as a career, adding that the pandemic has made clear the importance of science.

Dr. Al Kowari, had a dream to become a medical doctor but due to circumstances has studied biomedical science and earned a Ph.D. from QF's Hamad Bin Khalifa University. Noora Al Mohannadi, a graduate associate at Sidra Medicine choose her profession as a result of her curiosity and her journey with QF started when she joined Qatar Academy Alkhor (QAK).

Al Mohannadi says that science is an exciting field full of inspiring women. Therefore, her advice to young women is to try and learn from their contributions and seek out supportive mentors.

For Research Specialist II, Laboratory of Immunogenetics, at Sidra Medicine, Fatima Al Ali, QF and Sidra Medicine have played a major role by sponsoring to pursue her honor's and Master's degree.

She says that pursuing a degree in science and working in the same field is a great opportunity by itself.







The background of the page is a close-up, slightly blurred photograph of a book's pages. A solid blue diagonal band cuts across the image from the top-left towards the bottom-right. The text 'PUBLICATIONS REGISTRY' is centered within this blue band in a white, bold, sans-serif font.

# **PUBLICATIONS REGISTRY**

# PUBLICATIONS REGISTRY

## CANCER

- Vernieri C, Fucà G, Ligorio F, (...), Bedognetti D, Rivoltini L, de Braud F. Fasting Mimicking Diet Is Safe and Reshapes Metabolism and Antitumor Immunity in Patients with Cancer. *Cancer Discov.* 2022 Jan;12(1):90-107. doi: 10.1158/2159-8290.CD-21-0030.
- Lone SN, Nisar S, Masoodi T, Singh M, Rizwan A, Hashem S, El-Rifai W, Bedognetti D, Batra SK, Haris M, Bhat AA, Macha MA. Liquid biopsy: a step closer to transform diagnosis, prognosis and future of cancer treatments. *Mol Cancer.* 2022 Mar 18;21(1):79. doi: 10.1186/s12943-022-01543-7.
- Vujančić GM, Mifsud W, Chowdhury T, Al-Saadi R, Pritchard-Jones K; Renal Tumour Special Interest Group of the Children's Cancer and Leukaemia Group. Characteristics and outcomes of preoperatively treated patients with anaplastic Wilms tumors registered in the UK SIOP-WT-2001 and IMPORT study cohorts (2002-2020). *Cancer.* 2022 Apr 15;128(8):1666-1675. doi: 10.1002/cncr.34107.
- Denize T, Massa S, Valent A, Militti L, Bertolotti A, Barisella M, Rioux-Leclercq N, Malouf GG, Spreafico F, Verschuur A, van der Beek J, Tytgat L, van den Heuvel-Eibrink MM, Vujančić G, Collini P, Coulomb A. Renal cell carcinoma in children and adolescents: a retrospective study of a French-Italian series of 93 cases. *Histopathology.* 2022 May;80(6):928-945. doi: 10.1111/his.14634.
- Mifsud W, Furtwängler R, Vokuhl C, D'Hooghe E, Pritchard-Jones K, Graf N, Vujančić GM. Treatment of patients with stage I focal anaplastic and diffuse anaplastic Wilms tumour: A report from the SIOP-WT-2001 GPOH and UK-CCLG studies. *Eur J Cancer.* 2022 May;166:1-7. doi: 10.1016/j.ejca.2022.01.036.
- Vujančić GM, Parsons LN, D'Hooghe E, Treece AL, Collini P, Perlman EJ. Pathology of Wilms' tumour in International Society of Paediatric Oncology (SIOP) and Children's oncology group (COG) renal tumour studies: Similarities and differences. *Histopathology.* 2022 Jun;80(7):1026-1037. doi: 10.1111/his.14632.
- Kuttikrishnan S, Bhat AA, Mateo JM, Ahmad F, Alali FQ, El-Elimat T, Oberlies NH, Pearce CJ, Uddin S. Anticancer activity of Neosetophomone B by targeting AKT/SKP2/MTH1 axis in leukemic cells. *Biochem Biophys Res Commun.* 2022 Apr 23;601:59-64. doi: 10.1016/j.bbrc.2022.02.071.
- Mehraj U, Alshehri B, Khan AA, Bhat AA, Bagga P, Wani NA, Mir MA. Expression Pattern and Prognostic Significance of Chemokines in Breast cancer: An Integrated Bioinformatics Analysis. *Clin Breast Cancer.* 2022 Aug;22(6):567-578. doi: 10.1016/j.clbc.2022.04.008.
- Sharma T, Gupta A, Chauhan R, Bhat AA, Nisar S, Hashem S, Akhtar S, Ahmad A, Haris M, Singh M, Uddin S. Cross-talk between the microbiome and chronic inflammation in esophageal cancer: potential driver of oncogenesis. *Cancer Metastasis Rev.* 2022 Jun;41(2):281-299. doi: 10.1007/s10555-022-10026-6. Epub 2022 May 5.
- Hashem S, Ali TA, Akhtar S, Nisar S, Sageena G, Ali S, Al-Mannai S, Therachiyil L, Mir R, Elfaki I, Mir MM, Jamal F, Masoodi T, Uddin S, Singh M, Haris M, Macha M, Bhat AA. Targeting cancer signaling pathways by natural products: Exploring promising anti-cancer agents. *Biomed Pharmacother.* 2022 Jun;150:113054. doi: 10.1016/j.biopha.2022.113054.
- Chen L, Lu H, Peng D, Cao LL, Ballout F, Srirajayam K, Chen Z, Bhat A, Wang TC, Capobianco A, Que J, McDonald OG, Zaika A, Zhang S, El-Rifai W. Activation of NOTCH signaling via DLL1 is mediated by APE1-redox-dependent NF- $\kappa$ B activation in oesophageal adenocarcinoma. *Gut.* 2022 Jun 24;gutjnl-2022-327076. doi: 10.1136/gutjnl-2022-327076.
- Mushtaq N, Mustansir F, Minhas K, Usman S, (...), Bartels U, Ramaswamy V, Bouffett E. Building the ecosystem for pediatric neuro-oncology care in Pakistan: Results of a 7-year long twinning program between Canada and Pakistan. *Pediatr Blood Cancer.* 2022 Sep;69(9):e29726. doi: 10.1002/pbc.29726.
- de Aguirre-Neto JC, de Camargo B, van Tinteren H, (...), Smets AM, Vujančić GM, van den Heuvel-Eibrink MM, Graf N, Pritchard-Jones K. International Comparisons of Clinical Demographics and Outcomes in the International Society of Pediatric Oncology Wilms Tumor 2001 Trial and Study. *JCO Glob Oncol.* 2022 May;8:e2100425. doi: 10.1200/GO.21.00425.
- Kannan S, Shailesh H, Mohamed H, Souchelnytskyi N, Souchelnytskyi S. A LONGTERM 10G-HYPERGRAVITY EXPOSURE PROMOTES CELL-CELL CONTACTS AND REDUCES ADHESIVENESS TO A SUBSTRATE, MIGRATION, AND INVASIVENESS OF MCF-7 HUMAN BREAST CANCER CELLS. *Exp Oncol.* 2022 May;44(1):23-30. doi: 10.32471/exp-oncology.2312-8852.vol-44-no-1.17270.
- Jackson TJ, Brisse HJ, Pritchard-Jones K, Nakata K, (...) SIOP RTSG Biopsy Working Group. How we approach paediatric renal tumour core needle biopsy in the setting of preoperative chemotherapy: A Review from the SIOP Renal Tumour Study Group. *Pediatr Blood Cancer.* 2022 Sep;69(9):e29702. doi: 10.1002/pbc.29702.
- Sherif S, Roelands J, Mifsud W, Ahmed EI, Raynaud CM, Rinchai D, Sathappan A, Maaz A, Saleh A, Ozer E, Fakhro KA, Mifsud B, Thorsson V, Bedognetti D, Hendrickx WRL. The immune landscape of solid pediatric tumors. *J Exp Clin Cancer Res.* 2022 Jun 11;41(1):199. doi: 10.1186/s13046-022-02397-z.
- Kuttikrishnan S, Masoodi T, Sher G, Bhat AA, Patil K, El-Elimat T, Oberlies NH, Pearce CJ, Haris M, Ahmad A, Alali FQ, Uddin S. Bioinformatics Analysis Reveals FOXM1/BUB1B Signaling Pathway as a Key Target of Neosetophomone B in Human Leukemic Cells: A Gene Network-Based Microarray Analysis. *Front Oncol.* 2022 Jul 1;12:929996. doi: 10.3389/fonc.2022.929996.
- Hong J, Maacha S, Pidkovka N, Bates A, Salaria SN, Washington MK, Belkhir A. AXL Promotes Metformin-Induced Apoptosis Through Mediation of Autophagy by Activating ROS-AMPK-ULK1 Signaling in Human Esophageal Adenocarcinoma. *Front Oncol.* 2022 Jul 22;12:903874. doi: 10.3389/fonc.2022.903874.
- Bhat AA, Nisar S, Singh M, Ashraf B, Masoodi T, Prasad CP, Sharma A, Maacha S, Karedath T, Hashem S, Yasin SB, Bagga P, Reddy R, Frennaux MP, Uddin S, Dhawan P, Haris M, Macha MA. Cytokine- and chemokine-induced inflammatory colorectal tumor microenvironment: Emerging avenue for targeted therapy. *Cancer Commun (Lond).* 2022 Aug;42(8):689-715. doi: 10.1002/cac2.12295. Epub 2022 Jul 5.
- Sher G, Masoodi T, Patil K, Akhtar S, Kuttikrishnan S, Ahmad A, Uddin S. Dysregulated FOXM1 signaling in the regulation of cancer stem cells. *Semin Cancer Biol.* 2022 Nov;86(Pt 3):107-121. doi: 10.1016/j.semcancer.2022.07.009.
- Nisar S, Masoodi T, Prabhu KS, Kuttikrishnan S, Zarif L, Khatoon S, Ali S, Uddin S, Akil AA, Singh M, Macha MA, Bhat AA. Natural products as chemo-radiation therapy sensitizers in cancers. *Biomed Pharmacother.* 2022 Oct;154:113610. doi: 10.1016/j.biopha.2022.113610.
- Sherif S, Mall R, Almeer H, Naik A, Al Homaid A, Thomas R, Roelands J, Narayanan S, Mohamed MG, Bedri S, Al-Bader SB, Junejo K, Bedognetti D, Hendrickx W, Decock J. Immune-related 3-lncRNA signature with prognostic connotation in a multi-cancer setting. *J Transl Med.* 2022 Sep 30;20(1):442. doi: 10.1186/s12967-022-03654-7.
- Khan MR, Maaz AUR, Ashraf MS. Challenges in the Management of Wilms Tumor in a Developing Country: A Twenty Years' Experience From a Single Center in Pakistan. *J Pediatr Hematol Oncol.* 2022 Nov 1;44(8):454-461. doi: 10.1097/MPH.0000000000002507
- Abdelhafeez AH, Reljic T, Kumar A, Banu T, Cox S, (...), Lakhoo K, Mukkada S, Abib S. Evidence-based surgical guidelines for treating children with Wilms tumor in low-resource settings. *Pediatr Blood Cancer.* 2022 Dec;69(12):e29906.



Van de Weerd S, Smit MA, Roelands J, Mesker WE, Bedognetti D, Kuppen PJK, Putter H, Tollenaar RAEM, Roodhart JML, Hendrickx W, Medema JP, van Krieken JHJM. Correlation of Immunological and Histopathological Features with Gene Expression-Based Classifiers in Colon Cancer Patients. *Int J Mol Sci*. 2022 Oct 21;23(20):12707. doi: 10.3390/ijms232012707.

Therachiyil L, Anand A, Azmi A, Bhat A, Korashy HM, Uddin S. Role of RAS signaling in ovarian cancer. *F1000Res*. 2022 Nov 4;11:1253. doi: 10.12688/f1000research.126337.1.

Akhtar S, Zarif L, Kuttikrishnan S, Prabhu KS, Patil K, Nisar S, Abou-Saleh H, Merhi M, Dermime S, Bhat AA, Uddin S. Guggulsterone Induces Apoptosis in Multiple Myeloma Cells by Targeting High Mobility Group Box 1 via Janus Activated Kinase/Signal Transducer and Activator of Transcription Pathway. *Cancers (Basel)*. 2022 Nov 16;14(22):5621. doi: 10.3390/cancers14225621.

Fernandes Q, Allouch S, Gupta I, Elmakaty I, Elzawawi KE, Amarah A, Al-Thawadi H, Al-Farsi H, Vranic S, Al Moustafa AE. Human Papillomaviruses-Related Cancers: An Update on the Presence and Prevention Strategies in the Middle East and North African Regions. *Pathogens*. 2022 Nov 19;11(11):1380. doi: 10.3390/pathogens11111380.

Farzaneh M, Ghasemian M, Ghaedrahmati F, Poodineh J, Najafi S, Masoodi T, Kurniawan D, Uddin S, Azizidoost S. Functional roles of lncRNA-TUG1 in hepatocellular carcinoma. *Life Sci*. 2022 Nov 1;308:120974. doi: 10.1016/j.lfs.2022.120974.

Bhat AA, Nisar S, Mukherjee S, Saha N, Yarravarapu N, Lone SN, Masoodi T, Chauhan R, Maacha S, Bagga P, Dhawan P, Akil AA, El-Rifai W, Uddin S, Reddy R, Singh M, Macha MA, Haris M. Integration of CRISPR/Cas9 with artificial intelligence for improved cancer therapeutics. *J Transl Med*. 2022 Nov 18;20(1):534. doi: 10.1186/s12967-022-03765-1.

Vujanic GM, Graf N, D'Hooghe E, Chowdhury T, Vokuhl C, Al-Saadi R, Pritchard Jones K, Melchior P, Furtwängler R. Outcomes of patients with Wilms' tumour stage III due to positive resection margins only: An analysis of patients treated on the SIOP-WT-2001 protocol in the UK-CCLG and GPOH studies. *Int J Cancer*. 2022 Nov 28. doi: 10.1002/ijc.34371.

Fialkowski E, Sudour-Bonnange H, Vujanic GM, Shamberger RC, Chowdhury T, Aldrink JH, Davick J, Sandberg J, Furtwaengler R, Mullen E. The varied spectrum of nephroblastomatosis, nephrogenic rests, and Wilms tumors: Review of current definitions and challenges of the field. *Pediatr Blood Cancer*. 2022 Dec 22:e30162.

## CARDIOLOGY

Hejazi Y, Hijazi ZM, Al-Saloos H, Omran TB. The re-occurrence of dilated cardiomyopathy in propionic acidemia after liver transplantation requiring heart transplant, first case from Middle East. *Cardiol Young*. 2022 Feb 16;1-4. doi: 10.1017/S104795112200035X.

Van Wyk L, Gupta S, Lawrenson J, de Boode WP. Accuracy and Trending Ability of Electrical Biosensing Technology for Non-invasive Cardiac Output Monitoring in Neonates: A Systematic Qualitative Review. *Front Pediatr*. 2022 Mar 17;10:851850. doi: 10.3389/fped.2022.851850.

Salman HE, Kamal RY, Hijazi ZM, Yalcin HC. Hemodynamic and Structural Comparison of Human Fetal Heart Development Between Normally Growing and Hypoplastic Left Heart Syndrome-Diagnosed Hearts. *Front Physiol*. 2022 Mar 23;13:856879. doi: 10.3389/fphys.2022.856879.

Yassin H, Al-Saloos H. Diagnosis and Therapeutic Cardiac Catheterization of Symptomatic Bicuspid Aortic Stenosis in the Pediatric Population. *Heart Views*. 2022 Jan-Mar;23(1):47-54. doi: 10.4103/heartviews.heartviews\_39\_22.

Lakshmanan AP, Al Zaidan S, Bangarusamy DK, Al-Shamari S, Elhag W, Terranegra A. Increased Relative Abundance of *Ruminococcus* Is Associated With Reduced Cardiovascular Risk in an Obese Population. *Front Nutr*. 2022 Apr 28;9:849005. doi: 10.3389/fnut.2022.849005.

Arab Y, Choueier N, Dahdah N, (...), Salih AF, Rojas RG, Harahsheh AS. Kawasaki Disease Arab Initiative [Kawarabi]: Establishment and Results of a Multicenter Survey. *Pediatr Cardiol*. 2022 Aug;43(6):1239-1246. doi: 10.1007/s00246-022-02844-w.

Yajamanyam PK, Negrine RJS, Rasiah SV, Plana MN, Zamora J, Ewer AK. Left Ventricular Dysfunction Persists in the First Week after ReWarming following Therapeutic Hypothermia for Hypoxic-Ischaemic Encephalopathy. *Neonatology*. 2022;119(4):510-516. doi: 10.1159/000521694.

E More K, Soni R, Gupta S. The role of bedside functional echocardiography in the assessment and management of pulmonary hypertension. *Semin Fetal Neonatal Med*. 2022 Aug;27(4):101366. doi: 10.1016/j.siny.2022.101366.

Jalal Z, Gewillig M, Boudjemline Y, Guérin P, Pilati M, Butera G, Malekzadeh-Milani S, Avesani M, Thambo JB. Transcatheter interventions in patients with a Fontan circulation: Current practice and future developments. *Front Pediatr*. 2022 Aug 30;10:965989. doi: 10.3389/fped.2022.965989.

Haddad RN, Boudjemline Y, Combes N, Hadeed K, Karsenty C, Saliba Z. Three centers experience with device closure of congenital Gerbodetype perimembranous ventricular septal defects. *J Card Surg*. 2022 Sep;37(9):2714-2724. doi: 10.1111/jocs.16713.

Pollak U, Feinstein Y, Mannarino CN, McBride ME, Mendonca M, Keizman E, Mishaly D, van Leeuwen G, Roeleveld PP, Koers L, Klugman D. The horizon of pediatric cardiac critical care. *Front Pediatr*. 2022 Sep 16;10:863868. doi: 10.3389/fped.2022.863868.

Okashah S, Vasudeva D, El Jerbi A, Khodjet-El-Khil H, Al-Shafai M, Syed N, Kambouris M, Udassi S, Saraiva LR, Al-Saloos H, Udassi J, Al-Shafai KN. Investigation of Genetic Causes in Patients with Congenital Heart Disease in Qatar: Findings from the Sidra Cardiac Registry. *Genes (Basel)*. 2022 Jul 30;13(8):1369. doi: 10.3390/genes13081369.

Ilyas H, Akram H, Abd Ur Rehman M, Haris Huda S. A rare presentation of spontaneous rupture of splenic vein aneurysm as cardiac arrest: A case report. *Clin Case Rep*. 2022 Oct 8;10(10):e6438. doi: 10.1002/ccr3.6438.

Hejazi Y, Hijazi ZM, Saloos HA, Ibrahim H, Mann GS, Boudjemline Y. Novel technique for transcatheter closure of sinus venosus atrial septal defect: The temporary suture-holding technique. *Catheter Cardiovasc Interv*. 2022 Nov;100(6):1068-1077. doi: 10.1002/ccd.30415.

Gabriel M, Bollensdorff C, Raynaud CM. Surface Modification of Polytetrafluoroethylene and Polycaprolactone Promoting Cell-Selective Adhesion and Growth of Valvular Interstitial Cells. *J Funct Biomater*. 2022 Jun 1;13(2):70. doi: 10.3390/jfb13020070.

## COVID

Magboul S, Khalil A, Hassan M, Habra B, Alshami A, Khan S, Ellithy K, Ali H, AlHothi A, AlMaslamani E, AlAmri M, De Sanctis V, Soliman AT. Multisystem inflammatory syndrome in children (MIS-C) related to COVID-19 infection in the state of Qatar: Association with Kawasaki-like illness. *Acta Biomed.* 2022 Jan 19;92(6):e2021543. doi: 10.23750/abm.v92i6.11991.

Abu-Raddad LJ, Chemaitelly H, Ayoub HH, Tang P, Coyle P, Hasan MR, (...), AlRomaihi HE, Al-Khal A, Al-Thani MH, Bertollini R. Relative infectiousness of SARS-CoV-2 vaccine breakthrough infections, reinfections, and primary infections. *Nat Commun.* 2022 Jan 27;13(1):532. doi: 10.1038/s41467-022-28199-7.

Coyle PV, El Kahlout RA, Dargham SR, Chemaitelly H, (...), Tang P, Bertollini R, AlThani MH, Abu-Raddad LJ. Assessing the performance of a serological point-of-care test in measuring detectable antibodies against SARS-CoV-2. *PLoS One.* 2022 Jan 31;17(1):e0262897. doi: 10.1371/journal.pone.0262897.

Bsat R, Chemaitelly H, Coyle P, Tang P, Hasan MR, (...), Bertollini R, Abu-Raddad LJ, Ayoub HH. Characterizing the effective reproduction number during the COVID-19 pandemic: Insights from Qatar's experience. *J Glob Health.* 2022 Feb 5;12:05004. doi: 10.7189/jogh.12.05004.

Altarawneh HN, Chemaitelly H, Hasan MR, Ayoub HH, (...), Bertollini R, Tang P, Abu-Raddad LJ. Protection against the Omicron Variant from Previous SARS-CoV-2 Infection. *N Engl J Med.* 2022 Mar 31;386(13):1288-1290. doi: 10.1056/NEJMc2200133.

Hendaus MA. Anosmia (smell failure) and dysgeusia (taste distortion) in COVID-19: it is genetic. *J Biomol Struct Dyn.* 2022 Feb 11:1-4. doi: 10.1080/07391102.2022.2039773.

Rahman T, Khandakar A, Abir FF, Faisal MAA, Hossain MS, Podder KK, Abbas TO, Alam MF, Kashem SB, Islam MT, Zughair SM, Chowdhury MEH. QCovSML: A reliable COVID-19 detection system using CBC biomarkers by a stacking machine learning model. *Comput Biol Med.* 2022 Feb 12;143:105284. doi: 10.1016/j.compbiomed.2022.105284.

Az Khan M, Mahmood T, Konje JC. Covid-19 and its implications for the provision of gynecological services globally. *Eur J Obstet Gynecol Reprod Biol.* 2022 May;272:58-63. doi: 10.1016/j.ejogrb.2022.02.176. Epub 2022 Feb 26.

Abu-Raddad LJ, Chemaitelly H, Ayoub HH, (...), Al-Romaihi HE, Al-Thani MH, AlKhal A, Bertollini R. Effect of mRNA Vaccine Boosters against SARS-CoV-2 Omicron Infection in Qatar. *N Engl J Med.* 2022 May 12;386(19):1804-1816. doi: 10.1056/NEJMoa2200797.

Leslie AT, Saleh M, Soni N, Tang P, Kallem V, Tscherning C, More K. Importance of establishing antibody specificity in multisystem inflammatory syndrome in newborn during the COVID-19 pandemic. *Acta Paediatr.* 2023 Feb;112(2):303-304. doi: 10.1111/apa.16345.

Al-Rashid M, Al-Hamad A, Al-Hamad A, Yasin Y. Myths, misconceptions, and hesitancy in people residing in Qatar toward mRNA COVID-19 vaccines: An experience exchange from Qatar University health center. *Qatar Med J.* 2022 Mar 30;2022(2):20. doi: 10.5339/qmj.2022.fqac.20.

Rahman T, Ibtihaz N, Khandakar A, Hossain MSA, Mekki YMS, Ezeddin M, Bhuiyan EH, Ayari MA, Tahir A, Qiblawey Y, Mahmud S, Zughair SM, Abbas T, Al-Maadeed S, Chowdhury MEH. QUCoughScope: An Intelligent Application to Detect COVID-19 Patients Using Cough and Breath Sounds. *Diagnostics (Basel).* 2022 Apr 7;12(4):920. doi: 10.3390/diagnostics12040920.

Coyle PV, Al Molawi NH, Kacem MABH, (...), Al-Ansari N, Kaleeckal AH, Abu Raddad LJ. Reporting of RT-PCR cycle threshold (Ct) values during the first wave of COVID-19 in Qatar improved result interpretation in clinical and public health settings. *J Med Microbiol.* 2022 May;71(5). doi: 10.1099/jmm.0.001499

Ayed M, Embaireeg A, Kartam M, More K, Alqallaf M, AlNafisi A, Alsaffar Z, Bahzad Z, Buhamad Y, Alsayegh H, Al-Fouzan W, Alkandari H. Neurodevelopmental outcomes of infants born to mothers with SARS-CoV-2 infections during pregnancy: a national prospective study in Kuwait. *BMC Pediatr.* 2022 May 30;22(1):319. doi: 10.1186/s12887-022-03359-2.

Qassim SH, Chemaitelly H, Ayoub HH, AlMukdad S, Tang P, Hasan MR, (...), AlRomaihi HE, Al-Thani MH, Abu-Raddad LJ. Effects of BA.1/BA.2 subvariant, vaccination and prior infection on infectiousness of SARS-CoV-2 omicron infections. *J Travel Med.* 2022 Sep 17;29(6):taac068. doi: 10.1093/jtm/taac068.

Chemaitelly H, Ayoub HH, AlMukdad S, Coyle P, Tang P, (...), Al-Romaihi HE, AlThani MH, Al-Khal A, Bertollini R, Abu-Raddad LJ. Duration of mRNA vaccine protection against SARS-CoV-2 Omicron BA.1 and BA.2 subvariants in Qatar. *Nat Commun.* 2022 Jun 2;13(1):3082. doi: 10.1038/s41467-022-30895-3.

Diboun I, Cyprian FS, Anwardeen NR, Yassine HM, Eलयess MA, Rahmoon SM, Sayed SK, Schuchardt S, Khatib M, Bansal D, Farag EABA, Emara MM, Abdallah AM. Identification of Prognostic Metabolomic Biomarkers at the Interface of Mortality and Morbidity in Pre-Existing TB Cases Infected With SARS-CoV-2. *Front Cell Infect Microbiol.* 2022 Jul 22;12:929689. doi: 10.3389/fcimb.2022.929689.

Altarawneh HN, Chemaitelly H, Ayoub HH, Tang P, Hasan MR, (...), Al-Thani MH, Al-Khal A, Bertollini R, Abu-Raddad LJ. Effects of Previous Infection and Vaccination on Symptomatic Omicron Infections. *N Engl J Med.* 2022 Jul 7;387(1):21-34. doi: 10.1056/NEJMoa2203965.

Butt AA, Dargham SR, Tang P, Chemaitelly H, Hasan MR, Coyle PV, Kaleeckal AH, Latif AN, Loka S, Shaik RM, Zaqout A, Almaslamani MA, Al Khal A, Bertollini R, Abou-Samra AB, Abu-Raddad LJ. COVID-19 disease severity in persons infected with the Omicron variant compared with the Delta variant in Qatar. *J Glob Health.* 2022 Jul 6;12:05032. doi: 10.7189/jogh.12.05032.

Reagu S, Mohan S, Awwad J, Alabdulla M. Maternal vaccine hesitancy towards COVID-19 immunisation of children in Qatar: a population-based cross-sectional study. *Epidemiol Health.* 2022;44:e2022056. doi: 10.4178/epih.e2022056. Epub 2022 Jul 6.

Abir FF, Alyafei K, Chowdhury MEH, Khandakar A, Ahmed R, Hossain MM, Mahmud S, Rahman A, Abbas TO, Zughair SM, Naji KK. PCovNet: A presymptomatic COVID-19 detection framework using deep learning model using wearables data. *Comput Biol Med.* 2022 Aug;147:105682. doi: 10.1016/j.compbiomed.2022.105682.

Chemaitelly H, Ayoub HH, Coyle P, Tang P, Yassine HM, (...), Al-Thani MH, Al-Khal A, Bertollini R, Abu-Raddad LJ. Protection of Omicron sub-lineage infection against reinfection with another Omicron sub-lineage. *Nat Commun.* 2022 Aug 9;13(1):4675. doi: 10.1038/s41467-022-32363-4.

Alassaf A, Ellithy K, Mehta T, Aljbawi W, Ali H, Soliman A, Al Amri M, Nashwan AJ. Severe pulmonary hemorrhage in a 3-week-old neonate with COVID-19 infection: A case report. *Clin Case Rep.* 2022 Aug 8;10(8):e6189. doi: 10.1002/ccr3.6189.

Islam KR, Kumar J, Tan TL, Reaz MBI, Rahman T, Khandakar A, Abbas T, Hossain MSA, Zughair SM, Chowdhury MEH. Prognostic Model of ICU Admission Risk in Patients with COVID-19 Infection Using Machine Learning. *Diagnostics (Basel).* 2022 Sep 3;12(9):2144. doi: 10.3390/diagnostics12092144.

Qassim SH, Hasan MR, Tang P, Chemaitelly H, (...), Al-Romaihi HE, Al-Thani MH, Abu-Raddad LJ. Effects of SARS-CoV-2 Alpha, Beta, and Delta variants, age, vaccination, and prior infection on infectiousness of SARSCoV-2 infections. *Front Immunol.* 2022 Sep 13;13:984784. doi: 10.3389/fimmu.2022.984784.

Chemaitelly H, Nagelkerke N, Ayoub HH, Coyle P, Tang P, (...), Butt AA, Al-Romaihi HE, Al-Thani MH, Al-Khal A, Bertollini R, Abu-Raddad LJ. Duration of immune protection of SARS-CoV-2 natural infection against reinfection. *J Travel Med.* 2022 Dec 27;29(8):taac109. doi: 10.1093/jtm/taac109.

Nasarallah GK, Fakhroo AD, Khan T, Cyprian FS, Al Ali F, (...), Al Thani AA, Marr N, Yassine HM. Detection of Antinuclear Antibodies Targeting Intracellular Signal Transduction, Metabolism, Apoptotic Processes and Cell Death in Critical COVID-19 Patients. *Mediterr J Hematol Infect Dis.* 2022 Nov 1;14(1):e2022076. doi: 10.4084/MJHID.2022.076.

Rinchai D, Deola S, Zoppoli G, Kabeer BSA, (...), Bedognetti D, Grivel JC, Chaussabel D. High-temporal resolution profiling reveals distinct immune trajectories following the first and second doses of COVID-19 mRNA vaccines. *Sci Adv.* 2022 Nov 11;8(45):eabp9961. doi: 10.1126/sciadv.abp9961.

Rinchai D, Deola S, Zoppoli G, Kabeer BSA, Taleb S, Pavlovski I, Maacha S, Gentilcore G, (...); PREDICT-19 Consortium; Zughair SM, De Maria A, Tang B, Ait Hssain A, Bedognetti D, Grivel JC, Chaussabel D. High-temporal resolution profiling reveals distinct immune trajectories following the first and second doses of COVID-19 mRNA vaccines. *Sci Adv.* 2022 Nov 11;8(45):eabp9961. doi: 10.1126/sciadv.abp9961.

Ghazy RM, Abubakar Fiidow O, Abdullah FSA, Elbarazi I, Ismail II, Alqutub ST, (...), Yasin L, Jaradat EM, Elhadi YAM, Sallam M. Quality of life among health care workers in Arab countries 2 years after COVID-19 pandemic. *Front Public Health.* 2022 Nov 3;10:917128. doi: 10.3389/fpubh.2022.917128.

Chemaitelly H, Ayoub HH, AlMukdad S, Coyle P, Tang P, (...), Al-Thani MH, Al-Khal A, Bertollini R, Abu-Raddad LJ. Protection from previous natural infection compared with mRNA vaccination against SARS-CoV-2 infection and severe COVID-19 in Qatar: a retrospective cohort study. *Lancet Microbe.* 2022 Dec;3(12):e944-e955. doi: 10.1016/S2666-5247(22)00287-7.

Chemaitelly H, AlMukdad S, Ayoub HH, Altarawneh HN, Coyle P, Tang P, (...), Butt AA, Al-Thani MH, Al-Khal A, Bertollini R, Abu-Raddad LJ. Covid-19 Vaccine Protection among Children and Adolescents in Qatar. *N Engl J Med.* 2022 Nov 17;387(20):1865-1876. doi: 10.1056/NEJMoa2210058.

Shamekh A, Powell C, Ashabani A, Abdelgadir IS. Post-COVID mRNA vaccine myocarditis in children: report of two cases. *BMJ Case Rep.* 2022 Nov 28;15(11):e253383. doi: 10.1136/bcr-2022-253383.

## ENDOCRINOLOGY

Petrovski G, Al Khalaf F, Campbell J, Day E, Almajaly D, Hussain K, Pasha M, Umer F, Hamdan M, Khalifa A. Successful transitioning children and adolescents with type 1 diabetes from multiple daily injections to advanced hybrid closed-loop system in 10 days: a prospective intervention study on MiniMed 780G system. *Acta Diabetol.* 2022 May;59(5):743-746. doi: 10.1007/s00592-022-01851-w.

Alaaraaj N, Soliman AT, De Sanctis V, Hamed N, Alyafai F, Ahmed S, Khalil A, Bedair E, Elawwa A. Growth, bone maturation and ovarian size in girls with early and fast puberty (EFP) and effects of three years treatment with GnRH analogue (GnRHa). *Acta Biomed.* 2022 Jan 19;92(6):e2021333. doi: 10.23750/abm.v92i6.10809.

Dauleh H, Soliman A, Haris B, Khalifa A, Al Khori N, Hussain K. Case Report: Hepatic Adenomatosis in a Patient With Prader-Willi Syndrome. *Front Endocrinol (Lausanne).* 2022 Mar 9;13:826772. doi: 10.3389/fendo.2022.826772.

Petrovski G, Al Khalaf F, Campbell J, Day E, Almajaly D, Hussain K, Pasha M, Umer F, Hamdan M, Khalifa A. Glycemic outcomes of Advanced Hybrid Closed Loop system in children and adolescents with Type 1 Diabetes, previously treated with Multiple Daily Injections (MiniMed 780G system in T1D individuals, previously treated with MDI). *BMC Endocr Disord.* 2022 Mar 29;22(1):80. doi: 10.1186/s12902-022-00996-7.

Haris B, Stafrace S, Hussain K. Type 2 Diabetes Mellitus in a 7 Year Old Girl. *Int Med Case Rep J.* 2022 May 12;15:245-250. doi: 10.2147/IMCRJ.S364424.

Hamud AA, Mudawi K, Shamekh A, Kadri A, Powell C, Abdelgadir I. Diabetic ketoacidosis fluid management in children: systematic review and meta-analyses. *Arch Dis Child.* 2022 Nov;107(11):1023-1028. doi: 10.1136/archdischild-2022-324042.

Hawari I, Ericsson J, Kabeer BSA, Chaussabel D, Alsulaiti A, Sharari SA, Maccalli C, Khan FA, Hussain K. Understanding the Mechanism of Diabetes Mellitus in a LRBA-Deficient Patient. *Biology (Basel).* 2022 Apr 18;11(4):612. doi: 10.3390/biology11040612.

Sharari S, Aouida M, Mohammed I, Haris B, Bhat AA, Hawari I, Nisar S, Pavlovski I, Biswas KH, Syed N, Maacha S, Grivel JC, Saifaldeen M, Ericsson J, Hussain K. Understanding the Mechanism of Dysglycemia in a Fanconi-Bickel Syndrome Patient. *Front Endocrinol (Lausanne).* 2022 May 18;13:841788. doi: 10.3389/fendo.2022.841788.

Afyouni H, Haris B, Syed N, Ahmed I, Hamed N, Abdel-Karim T, Mohammed S, Khalifa A, Al-Maadheed M, Zyoud M, Elawwa A, Al-Khalaf F, Petrovski G, Hussain K. Sib-pair subgroup familial type 1 diabetes mellitus in children in the state of Qatar. *PLoS One.* 2022 Jul 8;17(7):e0271182. doi: 10.1371/journal.pone.0271182.

Ibrahim SA, El Hajj MS, Owusu YB, Al-Khaja M, Khalifa A, Ahmed D, Awaisu A. Adherence as a Predictor of Glycemic Control Among Adolescents With Type 1 Diabetes: A Retrospective Study Using Real-world Evidence. *Clin Ther.* 2022 Oct;44(10):1380-1392. doi: 10.1016/j.clinthera.2022.09.003

## GENETICS

Umlai UI, Bangarusamy DK, Estivill X, Jithesh PV. Genome sequencing data analysis for rare disease gene discovery. *Brief Bioinform.* 2022 Jan 17;23(1):bbab363. doi: 10.1093/bib/bbab363.

Mbarek H, Devadoss Gandhi G, Selvaraj S, (...), Mokrab Y, Suhre K, Albagha O, Fakhro K, Badii R, Ismail SI, Althani A; Qatar Genome Program Research Consortium. Qatar genome: Insights on genomics from the Middle East. *Hum Mutat.* 2022 Apr;43(4):499-510. doi: 10.1002/humu.24336.

Jithesh PV, Abuhaliqa M, Syed N, Ahmed I, El Anbari M, (...), Al-Shafai M, Tatar Calderone Z, Estivill X, Pirmohamed M; Qatar Genome Program Research Consortium. A population study of clinically actionable genetic variation affecting drug response from the Middle East. *NPJ Genom Med.* 2022 Feb 15;7(1):10. doi: 10.1038/s41525-022-00281-5.

Mubarak G, Zahir FR. Recent Major Transcriptomics and Epitranscriptomics Contributions toward Personalized and Precision Medicine. *J Pers Med.* 2022 Feb 1;12(2):199. doi: 10.3390/jpm12020199.



Lupsa N, Szegedi Á, Gézsi A, Vuncs Z, Masszi T, Mikala G, Reményi P, Deola S, Lakshmanan AP, Terranegra A, Buzás El, Pócs Z. Decreased Plasma Level of Cytokeratin 20 (KRT20) Is Indicative of the Emergence and Severity of Acute GvHD Irrespective to the Type of Organ Involvement. *Biomedicines*. 2022 Feb 22;10(3):519. doi: 10.3390/biomedicines10030519.

Saad M, Mokrab Y, Halabi N, Shan J, Razali R, Kunji K, Syed N, Temanni R, Subramanian M, Ceccarelli M; Qatar Genome Programme Research Consortium; Rafii Tabrizi A, Bedognetti D, Chouchane L. Genetic predisposition to cancer across people of different ancestries in Qatar: a population-based, cohort study. *Lancet Oncol*. 2022 Mar;23(3):341-352. doi: 10.1016/S1470-2045(21)00752-X.

Huang SSY, Rinchai D, Toufiq M, Kabeer BSA, Roelands J, Hendrickx W, Boughorbel S, Bedognetti D, Van Panhuys N, Chaussabel D, Garand M. Transcriptomic profile investigations highlight a putative role for NUDT16 in sepsis. *J Cell Mol Med*. 2022 Mar;26(5):1714-1721. doi: 10.1111/jcmm.17240. Epub 2022 Feb 17.

Noyes MD, Harvey WT, Porubsky D(...), Mokrab Y, Zody MC, Hoischen A, Korbel JO, McCombie WR, Eichler EE. Familial long-read sequencing increases yield of de novo mutations. *Am J Hum Genet*. 2022 Apr 7;109(4):631-646. doi: 10.1016/j.ajhg.2022.02.014. Epub 2022 Mar 14.

Nisar S, Bhat AA, Masoodi T, Hashem S, Akhtar S, Ali TA, Amjad S, Chawla S, Bagga P, Frenneaux MP, Reddy R, Fakhro K, Haris M. Genetics of glutamate and its receptors in autism spectrum disorder. *Mol Psychiatry*. 2022 May;27(5):2380-2392. doi: 10.1038/s41380-022-01506-w. Epub 2022 Mar 16.

Ruiz Tejada Segura ML, Abou Moussa E, (...), Lorenz S, Reisert J, Logan DW, Malnic B, Scialdone A, Saraiva LR. A 3D transcriptomics atlas of the mouse nose sheds light on the anatomical logic of smell. *Cell Rep*. 2022 Mar 22;38(12):110547. doi: 10.1016/j.celrep.2022.110547.

Elfatih A, Da'as SI, Abdelrahman D, Mbarek H, Mohammed I, Hasan W, Fakhro KA; The Qatar Genome Program Research Consortium; Estivill X, Mifsud B. Analysis of incidental findings in Qatar genome participants reveals novel functional variants in LMNA and DSP. *Hum Mol Genet*. 2022 Aug 23;31(16):2796-2809. doi: 10.1093/hmg/ddac073.

Hong N, Lei Y, Chen H, Chen X, Tsui KM, Hu D, Liao W, Yan L, Zhang H, Zhao R, Wu G, Yu N, Deng S. Genotyping and Drug Resistance Profile of Clinical Isolates of *Candida albicans* from Vulvovaginal Candidiasis in the Eastern China. *Mycopathologia*. 2022 Jun;187(2-3):217-224. doi: 10.1007/s11046-022-00616-x.

Haris B, Mohammed I, Al-Khawaga S, Hussain K. Homozygous Insulin Promotor Gene Mutation Causing Permanent Neonatal Diabetes Mellitus and Childhood Onset Autoantibody Negative Diabetes in the Same Family. *Int Med Case Rep J*. 2022 Feb 1;15:35-41. doi: 10.2147/IMCRJ.S349424.

Umlai UI, Haris B, Hussain K, Jithesh PV. Case Report: Phenotype-Gene Correlation in a Case of Novel Tandem 4q Microduplication With Short Stature, Speech Delay and Microcephaly. *Front Endocrinol (Lausanne)*. 2022 Feb 3;12:783235. doi: 10.3389/fendo.2021.783235.

Alkowari M, Espino-Guarch M, Daas S, Abdelrahman D, Hasan W, Krishnamoorthy N, Sathappan A, Sheehan P, Panhuys NV, The Qatar Genome Program Research Consortium, Estivill X. Functional Characterization of the MYO6 Variant p.E60Q in Non-Syndromic Hearing Loss Patients. *Int J Mol Sci*. 2022 Mar 21;23(6):3369. doi: 10.3390/ijms23063369.

Fadiga L, Lavrador M, Vicente N, Barros L, Gonçalves CI, Al-Naama A, Saraiva LR, Lemos MC. A Novel FGFR1 Missense Mutation in a Portuguese Family with Congenital Hypogonadotropic Hypogonadism. *Int J Mol Sci*. 2022 Apr 17;23(8):4423. doi: 10.3390/ijms23084423.

AbouHashem N, Al-Shafai K, Al-Shafai M. The genetic elucidation of monogenic obesity in the Arab world: a systematic review. *J Pediatr Endocrinol Metab*. 2022 Apr 20;35(6):699-707. doi: 10.1515/jpem-2021-0710.

Ali MZ, Farid A, Ahmad S, Muzammal M, Mohaini MA, Alsaman AJ, Al Hawaj MA, Alhashem YN, Alsaleh AA, Almusalami EM, Maryam M, Khan MA. In Silico Analysis Identified Putative Pathogenic Missense nsSNPs in Human SLITRK1 Gene. *Genes (Basel)*. 2022 Apr 11;13(4):672. doi: 10.3390/genes13040672.

Muzammal M, Di Cerbo A, Almusalami EM, Farid A, Khan MA, Ghazanfar S, Al Mohaini M, Alsaman AJ, Alhashem YN, Al Hawaj MA, Alsaleh AA. In Silico Analysis of the L-2-Hydroxyglutarate Dehydrogenase Gene Mutations and Their Biological Impact on Disease Etiology. *Genes (Basel)*. 2022 Apr 15;13(4):698. doi: 10.3390/genes13040698.

Alsamman AM, Almabrazi H, Zayed H. Whole-Genome Sequencing of 100 Genomes Identifies a Distinctive Genetic Susceptibility Profile of Qatari Patients with Hypertension. *J Pers Med*. 2022 Apr 29;12(5):722. doi: 10.3390/jpm12050722.

Al-Farsi H, Al-Azwani I, Malek JA, Chouchane L, Rafii A, Halabi NM. Discovery of new therapeutic targets in ovarian cancer through identifying significantly non-mutated genes. *J Transl Med*. 2022 May 26;20(1):244. doi: 10.1186/s12967-022-03440-5.

Walker K, Kalra D, Lowdon R, Chen G, Molik D, Soto DC, Dabbaghie F, Khleifat AA, Mahmoud M, Paulin LF, Raza MS, Pfeifer SP, Agustinho DP, Aliyev E(...), Syed N, Treangen T, Wang G, Xu T, Yang J, Zhang S, Zhou W, Sedlazeck FJ, Busby B. The third international hackathon for applying insights into largescale genomic composition to use cases in a wide range of organisms. *F1000Res*. 2022 May 16;11:530. doi: 10.12688/f1000research.110194.1.

Augustine T, Al-Aghbar MA, Al-Kowari M, Espino-Guarch M, van Panhuys N. Asthma and the Missing Heritability Problem: Necessity for Multiomics Approaches in Determining Accurate Risk Profiles. *Front Immunol*. 2022 May 25;13:822324. doi: 10.3389/fimmu.2022.822324.

Hernández-Quiroz F, Murugesan S, Flores-Rivas C, Piña-Escobedo A, JuárezHernández JI, García-Espitia M, Chávez-Carbajal A, Nirmalkar K, García-Mena J. A high-throughput DNA sequencing study of fecal bacteria of seven Mexican horse breeds. *Arch Microbiol*. 2022 Jun 10;204(7):382. doi: 10.1007/s00203-022-03009-2.

Kohailan M, Aamer W, Syed N, Padmajeya S, Hussein S, Sayed A, Janardhanan J, Palaniswamy S, El Hajj N, Al-Shabeeb Akil A, Fakhro KA. Patterns and distribution of de novo mutations in multiplex Middle Eastern families. *J Hum Genet*. 2022 Oct;67(10):579-588. doi: 10.1038/s10038-022-01054-9. Epub 2022 Jun 20.

Diboun I, Wani S, Ralston SH, Albagha OME. Epigenetic DNA Methylation Signatures Associated With the Severity of Paget's Disease of Bone. *Front Cell Dev Biol*. 2022 Jun 13;10:903612. doi: 10.3389/fcell.2022.903612.

Fatima MT, Islam Z, Kolatkar PR, Al-Shabeeb Akil AS. Molecular Analysis and Conformational Dynamics of Human MC4R Disease-Causing Mutations. *Molecules*. 2022 Jun 23;27(13):4037. doi: 10.3390/molecules27134037.

Mohammed I, Haris B, Hussain K. A Novel Homozygous MC2R Variant Leading to Type-1 Familial Glucocorticoid Deficiency. *J Endocr Soc*. 2022 Apr 8;6(6):bvac058. doi: 10.1210/jendso/bvac058.

Al-Kurbi AA, Da'as SI, Aamer W, Krishnamoorthy N, Poggolini I, Abdelrahman D, Elbashir N, Al-Shabeeb Akil A, Glass GE, Fakhro KA. A recessive variant in SIM2 in a child with complex craniofacial anomalies and global developmental delay. *Eur J Med Genet*. 2022 Apr;65(4):104455. doi: 10.1016/j.ejmg.2022.104455.

Kohailan M, Al-Saei O, Padmajeya S, Aamer W, Elbashir N, Al-Shabeeb Akil A, Kamboh AR, Fakhro K. A de novo start-loss in EFTUD2 associated with mandibulofacial dysostosis with microcephaly: case report. *Cold Spring Harb Mol Case Stud*. 2022 Jun 22;8(4):a006206. doi: 10.1101/mcs.a006206.

Lukaszewski RA, Jones HE, Gersuk VH, Russell P, Simpson A, Brealey D, Walker J, Thomas M, Whitehouse T, Ostermann M, Koch A, Zacharowski K, Kruhoffer M, Chaussabel D, Singer M. Presymptomatic diagnosis of postoperative infection and sepsis using gene expression signatures. *Intensive Care Med.* 2022 Sep;48(9):1133-1143. doi: 10.1007/s00134-022-06769-z. Epub 2022 Jul 13.

Diboun I, Al-Sarraj Y, Toor SM, Mohammed S, Qureshi N, Al Hail MSH, Jayyousi A, Al Suwaidi J, Albagha OME. The Prevalence and Genetic Spectrum of Familial Hypercholesterolemia in Qatar Based on Whole Genome Sequencing of 14,000 Subjects. *Front Genet.* 2022 Jul 15;13:927504. doi: 10.3389/fgene.2022.927504.

Da'as SI, Hasan W, Salem R, Younes N, Abdelrahman D, Mohamed IA, Aldaalis A, Temanni R, Mathew LS, Lorenz S, Yacoub M, Nomikos M, Nasrallah GK, Fakhro KA. Transcriptome Profile Identifies Actin as an Essential Regulator of Cardiac Myosin Binding Protein C3 Hypertrophic Cardiomyopathy in a Zebrafish Model. *Int J Mol Sci.* 2022 Aug 9;23(16):8840. doi: 10.3390/ijms23168840.

Ahmad S, Ali MZ, Muzammal M, Mir FA, Khan MA. The molecular genetics of human appendicular skeleton. *Mol Genet Genomics.* 2022 Sep;297(5):1195-1214. doi: 10.1007/s00438-022-01930-1. Epub 2022 Jul 30.

Asgarian Z, Oliveira MG, Stryjewska A, Maragkos I, Rubin AN, Magno L, Pachnis V, Ghorbani M, Hiebert SW, Denaxa M, Kessar N. MTG8 interacts with LHX6 to specify cortical interneuron subtype identity. *Nat Commun.* 2022 Sep 5;13(1):5217. doi: 10.1038/s41467-022-32898-6.

Tehreem R, Chen I, Shah MR, Li Y, Khan MA, Afshan K, Chen R, Firasat S. Exome Sequencing Identified Molecular Determinants of Retinal Dystrophies in Nine Consanguineous Pakistani Families. *Genes (Basel).* 2022 Sep 10;13(9):1630. doi: 10.3390/genes13091630.

Servellita V, Bouquet J, Rebman A, Yang T, Samayoa E, Miller S, Stone M, Lanteri M, Busch M, Tang P, Morshed M, Soloski MJ, Aucott J, Chiu CY. A diagnostic classifier for gene expression-based identification of early Lyme disease. *Commun Med (Lond).* 2022 Jul 22;2:92. doi: 10.1038/s43856-022-00127-2.

Sharari S, Kabeer B, Mohammed I, Haris B, Pavlovski I, Hawari I, Bhat AA, Toufiq M, Tomei S, Mathew R, Syed N, Nisar S, Maacha S, Grivel JC, Chaussabel D, Ericsson J, Hussain K. Understanding the Role of GLUT2 in Dysglycemia Associated with Fanconi-Bickel Syndrome. *Biomedicines.* 2022 Aug 29;10(9):2114. doi: 10.3390/biomedicines10092114.

Hussain S, Nawaz S, Khan I, Khan N, Hussain S, Ullah I, Fakhro KA, Ahmad W. A novel homozygous variant in homologous recombination repair gene ZSWIM7 causes azoospermia in males and primary ovarian insufficiency in females. *Eur J Med Genet.* 2022 Nov;65(11):104629. doi: 10.1016/j.ejmg.2022.104629.

Gritti I, Basso V, Rinchai D, Corigliano F, Pivetti S, Gaviraghi M, Rosano D, Mazza D, Barozzi S, Roncador M, Parmigiani G, Legube G, Parazzoli D, Cittaro D, Bedognetti D, Mondino A, Segalla S, Tonon G. Loss of ribonuclease DIS3 hampers genome integrity in myeloma by disrupting DNA:RNA hybrid metabolism. *EMBO J.* 2022 Nov 17;41(22):e108040. doi: 10.15252/embj.2021108040. Epub 2022 Oct 10.

Trost B, Thiruvahindrapuram B, Chan AJS, Engchuan W, Higginbotham EJ, Howe JL, Loureiro LO, Reuter MS, Roshandel D, Whitney J, Zarrei M, Bookman M, Somerville C, Shaath R, Abdi M, Aliyev E, (...), Fakhro KA, Fernandez BA, Lewis MES, Weksberg R, Fiume M, Yuen RKC, Anagnostou E, Sondheimer N, Glazer D, Hartley DM, Scherer SW. Genomic architecture of autism from comprehensive wholegenome sequence annotation. *Cell.* 2022 Nov 10;185(23):4409-4427.e18. doi:

Gandhi GD, Amer W, Krishnamoorthy N, Syed N, Aliyev E, Al-Maraghi A, Kohailan M, Alenbawi J, Elanbari M; Qatar Genome Program Research Consortium (QGPRC); Mifsud B, Mokrab Y, Khalil CA, Fakhro KA. Assessing the genetic burden of familial hypercholesterolemia in a large middle eastern biobank. *J Transl Med.* 2022 Nov 3;20(1):502. doi: 10.1186/s12967-022-03697-w.

Elnggar M, Al-Mohannadi A, Hasan W, Abdelrahman D, Al-Kubaisi MJ, Pavlovski I, Gentlcore G, Sathappan A, Kizhakayil D, Ali Al, Mohan S, Olagunju D, Cugno C, Grivel JC, Borsotti C, Follenzi A, Da'as S, Deola S. CD14+/CD31+ Monocytes Expanded by UM171 Correct Hemophilia A in Zebrafish upon Lentiviral Gene Transfer of Factor VIII. *Blood Adv.* 2022 Dec 7:bloodadvances.2022009014. doi: 10.1182/bloodadvances.2022009014.

Sayaman RW, Saad M, Heimann C, Hu D, Kunji K, Roelands J, Wolf DM, Huntsman S, Ceccarelli M, Thorsson V, Ziv E, Bedognetti D. Analytic pipelines to assess the relationship between immune response and germline genetics in human tumors. *STAR Protoc.* 2022 Dec 16;3(4):101809. doi: 10.1016/j.xpro.2022.101809.

Hassnan ZA, Hashmi NA, Makhseed N, Omran TB, Al Jasmi F, Teneiji AA. Expert Group Consensus on early diagnosis and management of infantileonset pompe disease in the Gulf Region. *Orphanet J Rare Dis.* 2022 Oct 27;17(1):388. doi: 10.1186/s13023-022-02545-w.

Glass GE, Mohammedali S, Sivakumar B, Stotland MA, Abdulkader F, Prosser DO, Love DR. Poland-Möbius syndrome: a case report implicating a novel mutation of the PLXND1 gene and literature review. *BMC Pediatr.* 2022 Dec 30;22(1):745. doi: 10.1186/s12887-022-03803-3.

Ogishi M, Arias AA, Yang R, (...), Bustamante J, Abel L, Casanova JL, BoissonDupuis S. Impaired IL-23-dependent induction of IFN- $\gamma$  underlies mycobacterial disease in patients with inherited TYK2 deficiency. *J Exp Med.* 2022 Oct 3;219(10):e20220094. doi: 10.1084/jem.20220094.

Capitani M, Al-Shaibi AA, Pandey S, Gartner L, Taylor H, Hubrack SZ, Agrebi N, Al-Mohannadi MJ, Al Kaabi S, Vogl T, Roth J, Kotlarz D, Klein C, Charles AK, Vijayakumar V, Karim MY, George B, Travis SP, Elawad M, Lo B, Uhlig HH. Biallelic TLR4 deficiency in humans. *J Allergy Clin Immunol.* 2022 Nov 23;S0091-6749(22)01373-2. doi: 10.1016/j.jaci.2022.08.030.

Wang H, Yang GX, Hu Y, Lam P, Sangha K, Siciliano D, Swenerton A, Miller R, Tilley P, Von Dadelszen P, Kalyan S, Tang P, Patel MS. Comprehensive human amniotic fluid metagenomics supports the sterile womb hypothesis. *Sci Rep.* 2022 Apr 27;12(1):6875. doi: 10.1038/s41598-022-10869-7.

Janahi M, Aksman L, Schott JM, Mokrab Y, Altmann A; Alzheimer's Disease Neuroimaging Initiative. Nomograms of human hippocampal volume shifted by polygenic scores. *Elife.* 2022 Aug 8;11:e78232. doi: 10.7554/eLife.78232.

Fredwall S, Allum Y, AlSayed M, Alves I, Ben-Omran T, Boero S, Cormier-Daire V, Guillen-Navarro E, Irving M, Lampe C, Maghnie M, Mohnike K, Mortier G, Sousa SB, Wright M. Optimising care and follow-up of adults with achondroplasia. *Orphanet J Rare Dis.* 2022 Aug 20;17(1):318. doi: 10.1186/s13023-022-02479-3.

## IMAGING

Chawla S, Bukhari S, Afridi OM, Wang S, Yadav SK, Akbari H, Verma G, Nath K, Haris M, Bagley S, Davatzikos C, Loevner LA, Mohan S. Metabolic and physiologic magnetic resonance imaging in distinguishing true progression from pseudoprogression in patients with glioblastoma. *NMR Biomed.* 2022 Jul;35(7):e4719. doi: 10.1002/nbm.4719.

Khandakar A, Chowdhury MEH, Reaz MBI, Ali SHM, Abbas TO, Alam T, Ayari MA, Mahbub ZB, Habib R, Rahman T, Tahir AM, Bakar AAA, Malik RA. Thermal Change Index-Based Diabetic Foot Thermogram Image Classification Using Machine Learning Techniques. *Sensors (Basel).* 2022 Feb 24;22(5):1793. doi: 10.3390/s22051793.

Djekidel M, Alsadi R, Bouhali O, Maaz AUR. Amino Acid PET Imaging with 18F-DOPA in the evaluation of Pediatric Brain Tumors. *J Nucl Med Technol.* 2022 Apr 19;jnmt.121.263050. doi: 10.2967/jnmt.121.263050.

Waheed S, Tahir MJ, Ullah I, Alwalid O, Irshad SG, Asghar MS, Yousaf Z. The impact of dependence on advanced imaging techniques on the current radiology practice. *Ann Med Surg (Lond).* 2022 May 6;78:103708. doi: 10.1016/j.amsu.2022.103708.

Stafrace S, Lobo L, Augdal TA, (...), Toso S, Woźniak MM, Riccabona M. Imaging of anorectal malformations: where are we now? Abdominal imaging task force of the European Society of Paediatric Radiology. *Pediatr Radiol.* 2022 Aug;52(9):1802-1809. doi: 10.1007/s00247-022-05395-7.

Alzubaidi M, Agus M, Shah U, Makhlof M, Alyafei K, Zaidi A, Househ M. A Conceptual Framework for Fetus Head Analysis Based on Ultrasound Images. *Stud Health Technol Inform.* 2022 Jun 29;295:574-577. doi: 10.3233/SHIT220793.

Alzubaidi M, Agus M, Alyafei K, Althelaya KA, Shah U, Abd-Alrazaq A, Anbar M, Makhlof M, Househ M. Toward deep observation: A systematic survey on artificial intelligence techniques to monitor fetus via ultrasound images. *iScience.* 2022 Jul 3;25(8):104713. doi: 10.1016/j.isci.2022.104713.

Abbas TO. Ultrasonographic Evaluation of the Hypospadiac Penis in Children. *Front Pediatr.* 2022 Jul 6;10:932201. doi: 10.3389/fped.2022.932201.

Alzubaidi M, Agus M, Shah U, Makhlof M, Alyafei K, Househ M. Ensemble Transfer Learning for Fetal Head Analysis: From Segmentation to Gestational Age and Weight Prediction. *Diagnostics (Basel).* 2022 Sep 15;12(9):2229. doi: 10.3390/diagnostics12092229.

Soni R, Soni N, Chakkarapani A, Gupta S, Yajamanyam PK, Ali SKM, El Anbari M, Alhamad M, Anand D, More K. The Utility of Serial Echocardiography Parameters in Management of Newborns with Congenital Diaphragmatic Hernia (CDH) and Predictors of Mortality. *Pediatr Cardiol.* 2022 Sep 27. doi: 10.1007/s00246-022-03002-y.

Fusco L, Gazzi A, Shuck CE, Orecchioni M, Alberti D, D'Almeida SM, Rinchai D, Ahmed E, Elhanani O, Rauner M, Zavan B, Grivel JC, Keren L, Pasqual G, Bedognetti D, Ley K, Gogotsi Y, Delogu LG. Immune Profiling and Multiplexed LabelFree Detection of 2D MXenes by Mass Cytometry and High-Dimensional Imaging. *Adv Mater.* 2022 Nov;34(45):e2205154. doi: 10.1002/adma.202205154.

## IMMUNOLOGY

Abolhassani H, Landegren N, (...), Marr N, Khan T, Ata M, Al-Ali F, Pescarmona R, Belot A, Béziat V, Zhang Q, Casanova JL, Kämpe O, Zhang SY, Hammarström L, Pan-Hammarström Q. Inherited IFNAR1 Deficiency in a Child with Both Critical COVID-19 Pneumonia and Multisystem Inflammatory Syndrome. *J Clin Immunol.* 2022 Apr;42(3):471-483. doi: 10.1007/s10875-022-01215-7.

Kubo S, Fritz JM, Raquer-McKay HM, Kataria R, Vujkovic-Cvijin I, Al-Shaibi A, (...), Charles AK, Makhlof M, AbouMoussa EH, Hasnah R, Saraiva LR, (...), Lo B, Lenardo MJ. Congenital IRHOM2 deficiency causes ADAM17 dysfunction and environmentally directed immunodysregulatory disease. *Nat Immunol.* 2022 Jan;23(1):75-85. doi: 10.1038/s41590-021-01093-y.

Ameen Al-Aghbar M, Augustine T, Espino Guarch M, El Nahas R, Missous G, van Panhuys N. Dendritic cell activation and screening for key molecular signatures required for the induction of allergic responses. *Qatar Med J.* 2022 Apr 18;2022(2):15. doi: 10.5339/qmj.2022.fqac.15.

Catak MC, Akcam B, Bilgic Eltan S, (...), Lo B, Ozen A, Baris S. Comparing the levels of CTLA-4-dependent biological defects in patients with LRBA deficiency and CTLA-4 insufficiency. *Allergy.* 2022 Oct;77(10):3108-3123. doi: 10.1111/all.15331.

Augustine T, Kumar M, Al Khodor S, van Panhuys N. Microbial Dysbiosis Tunes the Immune Response Towards Allergic Disease Outcomes. *Clin Rev Allergy Immunol.* 2022 Jun 1. doi: 10.1007/s12016-022-08939-9.

Al-Nesf MA, Gharbi D, Mobayed HM, Mohammed Ali R, Dason BR, Adeli M, Tuffaha A, Sattar HA, Trigo MDM. The correlation between middle schoolchildren allergic symptoms and airborne particle season: A cross-sectional study. *Medicine (Baltimore).* 2022 Apr 29;101(17):e29210. doi: 10.1097/MD.00000000000029210

Shaiba LA, More K, Hadid A, Almaghrabi R, Al Marri M, Alnamnakani M, Shah P. Multisystemic Inflammatory Syndrome in Neonates: A Systematic Review. *Neonatology.* 2022;119(4):405-417. doi: 10.1159/000524202.

Khan T, Rahman M, Ahmed I, Al Ali F, Jithesh PV, Marr N. Human leukocyte antigen class II gene diversity tunes antibody repertoires to common pathogens. *Front Immunol.* 2022 Aug 8;13:856497. doi: 10.3389/fimmu.2022.856497.

Shrivastav S, Lee H, Okamoto K, (...), Knepper MA, Kino T, Kopp JB. HIV-1 Vpr suppresses expression of the thiazide-sensitive sodium chloride co-transporter in the distal convoluted tubule. *PLoS One.* 2022 Sep 21;17(9):e0273313. doi: 10.1371/journal.pone.0273313.

Al-Herz W, Husain EH, Adeli M, Al Farsi T, Al-Hammadi S, Al Kuwaiti AA, Al-Nesf M, Al Sukaiti N, Al-Tamerni S, Shendi H. BCG Vaccine-associated Complications in a Large Cohort of Children With Combined Immunodeficiencies Affecting Cellular and Humoral Immunity. *Pediatr Infect Dis J.* 2022 Nov 1;41(11):933-937. doi: 10.1097/INF.0000000000003678.

Cootes TA, Bhattacharyya ND, Huang SSY, Daniel L, Bell-Anderson KS, Stifter SA, Chew T, Solon-Biet SM, Saraiva LR, Cai Y, Chen X, Simpson SJ, Feng CG. The quality of energy- and macronutrient-balanced diets regulates host susceptibility to influenza in mice. *Cell Rep.* 2022 Nov 15;41(7):111638. doi: 10.1016/j.celrep.2022.111638.

Baris S, Abolhassani H, Massaad MJ, (...), Rezaei N, Al-Herz W, Geha RS. The Middle East and North Africa Diagnosis and Management Guidelines for Inborn Errors of Immunity. *J Allergy Clin Immunol Pract.* 2023 Jan;11(1):158-180.e11. doi: 10.1016/j.jaip.2022.10.003.

Jamee M, Azizi G, Baris S, (...), Al-Herz W, Geha RS, Abolhassani H. Clinical, immunological, molecular and therapeutic findings in monogenic immune dysregulation diseases: Middle East and North Africa registry. *Clin Immunol.* 2022 Nov;244:109131. doi: 10.1016/j.clim.2022.109131.

Al-Herz W, Ziyab AH, Adeli M, Al Farsi T, Al-Hammadi S, Al Kuwaiti AA, Al-Nesf M, Al Sukaiti N, Al-Tamemi S, Shendi H. Predictors of early death risk among untransplanted patients with combined immunodeficiencies affecting cellular and humoral immunity: A multicenter report. *Pediatr Allergy Immunol.* 2022 Dec;33(12):e13901. doi: 10.1111/pai.13901.

Khan S, Chopra C, Mitchell A, Nakonechna A, Yong P, Karim MY. Resistant Chronic Spontaneous Urticaria - A Case Series Narrative Review of Treatment Options. *Allergy Rhinol (Providence).* 2022 Dec 21;13:21526575221144951. doi: 10.1177/21526575221144951.

Gad H, Mohammed I, Saraswathi S, Al-Jarrah B, Ferdousi M, Petropoulos IN, Ponirakis G, Khan A, Singh P, Al Khodor S, Elawad M, Almasri W, Abdelrahman H, Hussain K, Hendaus MA, Al-Mudahka F, Abouhazima K, Akobeng AK, Malik RA. Corneal Langerhans cells in children with celiac disease. *Sci Rep.* 2022 Oct 31;12(1):18289. doi: 10.1038/s41598-022-22376-w.

de Waal A, Racey CS, Donken R, Plotnikoff K, Dobson S, Smith L, Grennan T, Sadarangani M, Ogilvie G. Factors associated with intention to receive vaccines for bacterial sexually transmitted infections among young HPVvaccinated Canadian women. *Can J Public Health.* 2022 Oct;113(5):776-785. doi: 10.17269/s41997-022-00648-2.

Al-Nesf MA, Gharbi D, Mobayed HM, Mohammed Ali R, Tuffaha A, Dason BR, Adeli M, Sattar HA, Trigo MDM. Aerobiological monitoring in a desert type ecosystem: Two sampling stations of two cities (2017-2020) in Qatar. *PLoS One.* 2022 Jul 13;17(7):e0270975. doi: 10.1371/journal.pone.0270975.

## INFECTIOUS DISEASE

Waldron CA, Thomas-Jones E, Bernatoniene J, (...), Powell C, Preston J, Carrol ED. Biomarker-guided duration of Antibiotic Treatment in Children Hospitalised with confirmed or suspected bacterial infection (BATCH): protocol for a randomised controlled trial. *BMJ Open.* 2022 Jan 25;12(1):e047490. doi: 10.1136/bmjopen-2020-047490.

Huang JJ, Chen XF, Tsui CKM, Pang CJ, Hu ZD, Shi Y, Wang WP, Cui LY, Xiao YL, Gong J, Fan X, Li YX, Zhang G, Xiao M, Xu YC. Persistence of an epidemic cluster of *Rhodotorula mucilaginosa* in multiple geographic regions in China and the emergence of a 5-flucytosine resistant clone. *Emerg Microbes Infect.* 2022 Dec;11(1):1079-1089. doi: 10.1080/22221751.2022.2059402.

Kumar M, Saadaoui M, Al Khodor S. Infections and Pregnancy: Effects on Maternal and Child Health. *Front Cell Infect Microbiol.* 2022 Jun 8;12:873253. doi: 10.3389/fcimb.2022.873253.

Ali M, Alamin MA, A Ali G, Alzubaidi K, Ali B, Ismail A, Daghfal J, Almaslamani M, Hadi HA. Microbiological and clinical characteristics of invasive Group B Streptococcal blood stream infections in children and adults from Qatar. *BMC Infect Dis.* 2022 Nov 24;22(1):881. doi: 10.1186/s12879-022-07801-9.

Zhou X, Wang J, Liu F, Liang J, Zhao P, Tsui CKM, Cai L. Cross-kingdom synthetic microbiota supports tomato suppression of *Fusarium wilt* disease. *Nat Commun.* 2022 Dec 22;13(1):7890. doi: 10.1038/s41467-022-35452-6.

Thillaichidambaram M, Narayanan K, Selvaraj S, Sundararaju S, Chockalingam Muthiah R, Figge MJ. Isolation and characterization of *Vibrio owensii* from Palk Bay and its infection study against post larvae of *Litopenaeus vannamei*. *Microb Pathog.* 2022 Nov;172:105751. doi: 10.1016/j.micpath.2022.105751.

## MICROBIOME

Domènech L, Willis J, Alemany-Navarro M, Morell M, Real E, Escaramís G, Bertolín S, Sánchez Chinchilla D, Balcells S, Segalàs C, Estivill X, Menchón JM, Gabaldón T, Alonso P, Rabionet R. Changes in the stool and oropharyngeal microbiome in obsessive-compulsive disorder. *Sci Rep.* 2022 Jan 27;12(1):1448. doi: 10.1038/s41598-022-05480-9.

Duale A, Singh P, Al Khodor S. Breast Milk: A Meal Worth Having. *Front Nutr.* 2022 Jan 26;8:800927. doi: 10.3389/fnut.2021.800927.

Gebreyal P, Nicco C, Al Khodor S, (...), Terranegra A, Ufnal M, Villeger R, Pichon C, Konturek P, Edeas M. Microbiota medicine: towards clinical revolution. *J Transl Med.* 2022 Mar 7;20(1):111. doi: 10.1186/s12967-022-03296-9.

Zaher S, White D, Ridout J, Branco RG, Meyer R, Pathan N. Effect of nutrition status and inflammatory stimuli on ghrelin and peptide-YY levels among critically ill children: A prospective and observational study. *JPEN J Parenter Enteral Nutr.* 2022 Aug;46(6):1298-1306. doi: 10.1002/jpen.2339.

Wallace C, Sinopoulou V, Gordon M, Akobeng AK, Llanos-Chea A, Hungria G, Febo-Rodríguez L, Fifi A, Fernandez Valdes L, Langshaw A, Saps M. Probiotics for treatment of chronic constipation in children. *Cochrane Database Syst Rev.* 2022 Mar 29;3(3):CD014257. doi: 10.1002/14651858.CD014257.pub2.

Wehedy E, Shatat IF, Al Khodor S. The Human Microbiome in Chronic Kidney Disease: A Double-Edged Sword. *Front Med (Lausanne).* 2022 Jan 17;8:790783. doi: 10.3389/fmed.2021.790783.

Singh P, Rawat A, Saadaoui M, Elhag D, Tomei S, Elanbari M, Akobeng AK, Mustafa A, Abdelgadir I, Udassi S, Hendaus MA, Al Khodor S. Tipping the Balance: Vitamin D Inadequacy in Children Impacts the Major Gut Bacterial Phyla. *Biomedicines.* 2022 Jan 26;10(2):278. doi: 10.3390/biomedicines10020278.

Gordon M, Sinopoulou V, Akobeng AK, Pana M, Gasiea R, Moran GW. Tacrolimus (FK506) for induction of remission in corticosteroid-refractory ulcerative colitis. *Cochrane Database Syst Rev.* 2022 Apr 7;4(4):CD007216. doi: 10.1002/14651858.CD007216.pub2.

Ibrahim I, Bashir M, Singh P, Al Khodor S, Abdullahi H. The Impact of Nutritional Supplementation During Pregnancy on the Incidence of Gestational Diabetes and Glycaemia Control. *Front Nutr.* 2022 Apr 8;9:867099. doi: 10.3389/fnut.2022.867099.

Augustine T, Badri F, Murugesan S, Espino Guarch M, Ameen Al-Aghbar M, El Nahas R, Akobeng A, Elawad M, Al Khodor S, Adeli M, van Panhuys N. Gut microbial influences on the adaptive immune system and the development of cow milk allergy. *Qatar Med J.* 2022 Apr 4;2022(2):17. doi: 10.5339/qmj.2022.fqac.17.



Elhag DA, Kumar M, Saadaoui M, Akobeng AK, Al-Mudahka F, Elawad M, Al Khodor S. Inflammatory Bowel Disease Treatments and Predictive Biomarkers of Therapeutic Response. *Int J Mol Sci.* 2022 Jun 23;23(13):6966. doi: 10.3390/ijms23136966.

Lakshmanan AP, Murugesan S, Al Khodor S, Terranegra A. The potential impact of a probiotic: *Akkermansia muciniphila* in the regulation of blood pressure—the current facts and evidence. *J Transl Med.* 2022 Sep 24;20(1):430. doi: 10.1186/s12967-022-03631-0.

Lakshmanan AP, Mingione A, Pivari F, Dogliotti E, Brasacchio C, Murugesan S, Cusi D, Lazzaroni M, Soldati L, Terranegra A. Modulation of gut microbiota: The effects of a fruits and vegetables supplement. *Front Nutr.* 2022 Sep 23;9:930883. doi: 10.3389/fnut.2022.930883.

Hijazi G, Dakroub F, Khoueiry P, El-Kurdi A, Ezzeddine A, Alkalamouni H, Alansari K, Althani AA, Mathew S, Alkhatib HA, Yassine HM, Zaraket H. Viral metagenomics analysis of stool specimens from children with unresolved gastroenteritis in Qatar. *Infect Genet Evol.* 2022 Sep 14;105:105367. doi: 10.1016/j.meegid.2022.105367.

Wehedy E, Murugesan S, George CR, Shatat IF, Al Khodor S. Characterization of the Urinary Metagenome and Virome in Healthy Children. *Biomedicines.* 2022 Sep 27;10(10):2412. doi: 10.3390/biomedicines10102412.

Chopra C, Bhushan I, Mehta M, Koushal T, Gupta A, Sharma S, Kumar M, Khodor SA, Sharma S. Vaginal microbiome: considerations for reproductive health. *Future Microbiol.* 2022 Dec;17:1501-1513. doi: 10.22217/fmb-2022-0112.

Gordon M, Sinopoulou V, Grafton-Clarke C, Akobeng AK. Antibiotics for the induction and maintenance of remission in ulcerative colitis. *Cochrane Database Syst Rev.* 2022 May 18;5(5):CD013743. doi: 10.1002/14651858.CD013743.pub2.

Mousa H, Elrayess MA, Diboun I, Jackson SK, Zughaier SM. Metabolomics Profiling of Vitamin D Status in Relation to Dyslipidemia. *Metabolites.* 2022 Aug 22;12(8):771. doi: 10.3390/metabo12080771.

Kohil A, Chouliaras S, Alabduljabbar S, Lakshmanan AP, Ahmed SH, Awwad J, Terranegra A. Female infertility and diet, is there a role for a personalized nutritional approach in assisted reproductive technologies? A Narrative Review. *Front Nutr.* 2022 Jul 22;9:927972. doi: 10.3389/fnut.2022.927972.

## NEUROLOGY

Durrani NUR, Dinan MH. Amplitude-Integrated Electroencephalography: A Primer for Neonatologists and Practitioners in the NICU. *Neoreviews.* 2022 Feb 1;23(2):e96-e107. doi: 10.1542/neo.23-2-e96.

Alameen Ali H, Muthaffar O, AlKarim N, Kayyali H, Elmardenly A, Tamim A, Alansari H. The efficacy of non-fasting ketogenic diet protocol in the management of intractable epilepsy in pediatric patients: a single center study from Saudi Arabia. *J Int Med Res.* 2022 Mar;50(3):3000605221081714. doi: 10.1177/03000605221081714.

Ali Moussa HY, Manaph N, Ali G, Maacha S, (...), Grivel JC, Abdulla SA, Al-Shammari AR, Park Y. Single Extracellular Vesicle Analysis Using Flow Cytometry for Neurological Disorder Biomarkers. *Front Integr Neurosci.* 2022 May 17;16:879832. doi: 10.3389/fnint.2022.879832.

Benini R, Asir N, Yasin A, Mohamedzain AM, Hadid F, Vasudeva DM, Saeed A, Zamel K, Kayyali H, Elestwani S. Landscape of childhood epilepsies - A multi-ethnic population-based study. *Epilepsy Res.* 2022 Jul;183:106936. doi: 10.1016/j.eplepsyres.2022.106936.

Ozer E, Bilecen AE, Ozer NB, Yanikoglu B. Intraoperative cytological diagnosis of brain tumours: A preliminary study using a deep learning model. *Cytopathology.* 2022 Dec 2. doi: 10.1111/cyt.13192.

Frisina C, Thornton L. The History of Research Advocacy in Cerebral Palsy. *J Pediatr Rehabil Med.* 2022;15(1):229-235.

Al-Naimi A, Toma H, Hamad SG, Ben Omran T. Farber Disease Mimicking Juvenile Idiopathic Arthritis: The First Reported Case in Qatar and Review of the Literature. *Case Rep Genet.* 2022 Feb 10;2022:2555235. doi: 10.1155/2022/2555235.

Ayed M, Ahmed J, More K, Ayed A, Husain H, AlQurashi A, Alrajaan N. Antenatal Magnesium Sulfate for Preterm Neuroprotection: A Single-Center Experience from Kuwait Tertiary NICU. *Biomed Hub.* 2022 Jun 30;7(2):80-87. doi: 10.1159/000525431.

Elagami H, Abbas TO, Evans K, Murphy F. Management of neuropathic bladder secondary to spina bifida: Twenty years' experience with a conservative approach. *Front Pediatr.* 2022 Jul 29;10:913078. doi: 10.3389/fped.2022.913078.

## PSYCHIATRY

McKinley KW, Rickard KNZ, Latif F, Wavra T, Berg J, Morrison S, Chamberlain JM, Patel SJ. Impact of Universal Suicide Risk Screening in a Pediatric Emergency Department: A Discrete Event Simulation Approach. *Healthc Inform Res.* 2022 Jan;28(1):25-34. doi: 10.4258/hir.2022.28.1.25.

Munir K, Oner O, Kerala C, Rustamov I, (...), Waqar Azeem M, Bertelli M, Salvador-Carulla L, Javed A. Social distance and stigma towards persons with serious mental illness among medical students in five European Central Asia countries. *Psychiatry Res.* 2022 Mar;309:114409. doi: 10.1016/j.psychres.2022.114409

Spencer KA, Ramji J, Unadkat P, (...), Shukla AR, Joshi R, Frazier JR. Caregiver distress: A mixed methods evaluation of the mental health burden of caring for children with bladder exstrophy. *Front Pediatr.* 2022 Oct 14;10:948490. doi: 10.3389/fped.2022.948490.

Grasso C, Massidda D, Maslak KZ, (...), Astuto M, On Behalf Of The MoDiPerSaPerCI Group. Moral Distress in Healthcare Providers Who Take Care of Critical Pediatric Patients throughout Italy—Cultural Adaptation and Validation of the Italian Pediatric Instrument. *Int J Environ Res Public Health.* 2022 Mar 24;19(7):3880. doi: 10.3390/ijerph19073880.

## PSYCHIATRY

Hamad SG, Abu-Hasan M, AbdulWahab A. Use of Intravenous Pulse Steroids to Treat Allergic Bronchopulmonary Aspergillosis in a Non-Compliant Asthmatic Adolescent. *Children (Basel).* 2022 Feb 14;9(2):252. doi: 10.3390/children9020252.

Craig S, Powell CVE, Nixon GM, (...), Graudins A, Dalziel S, Babl FE. Treatment patterns and frequency of key outcomes in acute severe asthma in children: a Paediatric Research in Emergency Departments International Collaborative (PREDICT) multicentre cohort study. *BMJ Open Respir Res.* 2022 Mar;9(1):e001137. doi: 10.1136/bmjresp-2021-001137

Hammoudeh S, Hani Y, Alfaki M, Omar N, El Dimassi D, Nowir K, Gadelhaq W, AlNaimi A, Elizabeth C, Khashfeh S, Chandra P, Janahi IA. The prevalence of asthma, allergic rhinitis, and eczema among school-aged children in Qatar: A Global Asthma Network Study. *Pediatr Pulmonol.* 2022 Jun;57(6):1440-1446. doi: 10.1002/ppul.25914.

Chetan C, Suryawanshi P, Patnaik S, Soni NB, Rath C, Pareek P, Gupta B, Garegrat R, Verma A, Singh Y. Oral versus intravenous sildenafil for pulmonary hypertension in neonates: a randomized trial. *BMC Pediatr.* 2022 May 27;22(1):311. doi: 10.1186/s12887-022-03366-3.

Shailesh H, Janahi IA. Role of Obesity in Inflammation and Remodeling of Asthmatic Airway. *Life (Basel).* 2022 Jun 23;12(7):948. doi: 10.3390/life12070948.

Campbell TM, Liu Z, Zhang Q, (...); COVID Human Genetic Effort; Bergman P, Abel L, Cobat A, Casanova JL, Meyts I, Bryceson YT. Respiratory viral infections in otherwise healthy humans with inherited IRF7 deficiency. *J Exp Med.* 2022 Jul 4;219(7):e20220202. doi: 10.1084/jem.20220202.

Farne HA, Wilson A, Milan S, Banchoff E, Yang F, Powell CV. Anti-IL-5 therapies for asthma. *Cochrane Database Syst Rev.* 2022 Jul 12;7(7):CD010834. doi: 10.1002/14651858.CD010834.pub4.

Durward A, Macrae D. Long term outcome of babies with pulmonary hypertension. *Semin Fetal Neonatal Med.* 2022 Aug;27(4):101384. doi: 10.1016/j.siny.2022.101384.

Chakkarapani AA, Gupta S, Jamil A, Yadav SK, Subhedar N, Hummler HD. Effects of inhaled nitric oxide (iNO) in pulmonary hypertension secondary to arteriovenous malformations: a retrospective cohort study from the European iNO registry. *Eur J Pediatr.* 2022 Nov;181(11):3915-3922. doi: 10.1007/s00431-022-04602-9.

Ambrożej D, Makrinioti H, Whitehouse A, Papadopoulos N, Ruszczyński M, Adamiec A, Castro-Rodriguez JA, Alansari K, Jartti T, Feleszko W. Respiratory virus type to guide predictive enrichment approaches in the management of the first episode of bronchiolitis: A systematic review. *Front Immunol.* 2022 Oct 27;13:1017325. doi: 10.3389/fimmu.2022.1017325.

Heras A, Gomi R, Young M, Chang CL, Wasserman E, Sharma A, Wu W, Gu J, Balaji U, White R, Permaul P, Janahi I, Worgall TS, Worgall S. Dietary long-chain omega 3 fatty acids modify sphingolipid metabolism to facilitate airway hyperreactivity. *Sci Rep.* 2022 Nov 17;12(1):19735. doi: 10.1038/s41598-022-21083-w.

Al-Naimi A, Hamad SG, Zarroug A. Outcome of Newborns with Tracheoesophageal Fistula: An Experience from a Rapidly Developing Country: Room for Improvement. *Pulm Med.* 2022 Dec 1;2022:6558309. doi: 10.1155/2022/6558309.

AlNaimi A, Hamad SG, Mohamed RBA, Ben-Omran T, Ibrahim K, Osman MFE, Abu-Hasan M. A breakthrough effect of gene replacement therapy on respiratory outcomes in children with spinal muscular atrophy. *Pediatr Pulmonol.* 2022 Dec 19. doi: 10.1002/ppul.26285.

Hamad SG, Abushahin A, Abdulsattar H, Waqas K, Abu-Hasan M. Successful management of congenital bronchial web in an adolescent using bronchoscopic ablation: A case report and review of literature. *Respir Med*

## SURGERY

Glass GE, Badia L, East CA. Next-generation Septal Contouring in Aesthetic Rhinoplasty: A Structural Viewpoint. *Plast Reconstr Surg Glob Open.* 2022 Feb 4;10(2):e4042. doi: 10.1097/GOX.0000000000004042.

Kayali H, Ahmed AF, Ibrahim T. Scapular Fractures at a Level 1 Trauma Center: A Cross-Sectional Study. *Qatar Med J.* 2022 Mar 2;2022(1):8. doi: 10.5339/qmj.2022.8.

Elifranji M, Abbas T, Leslie B, Vallasciani S, El Kadhi A, Pippi-Salle JL. OrchioSeptopexy: A new technique to cover and fix detorsed testis undergoing fasciotomy of tunica albuginea. *Int Braz J Urol.* 2022 Jul-Aug;48(4):706-711. doi: 10.1590/S1677-5538.IBJU.2022.0128

Ibrahim T, Ball M, Riaz M, Kenaway M. Avascular Necrosis and Time to Surgery for Unstable Slipped Capital Femoral Epiphysis: A Systematic Review and Meta-analysis. *J Pediatr Orthop.* 2022 Nov-Dec 01;42(10):545-551. doi: 10.1097/BPO.0000000000002179.

Boonipat T, Abu-Ghname A, Lin J, Garcia-Gonzalo E, Bite U, Stotland MA. Impact of Surgical Rejuvenation on Visual Processing and Character Attribution of Periorbital Aging. *Plast Reconstr Surg.* 2022 Sep 1;150(3):539-548. doi: 10.1097/PRS.0000000000009458.

Badran S, Habib AM, Aljasseem G, Musa OAH, Clark J, Hamdi M, Abou-Samra AB, Glass GE, Doi SA. Metabolic changes after surgical fat removal: A dose response meta-analysis. *J Plast Reconstr Aesthet Surg.* 2022 Nov 2;76:238-250. doi: 10.1016/j.bjps.2022.10.055.

Badran S, Doi SA, Iskeirjeh S, Aljasseem G, Jafarian N, Clark J, Habib AM, Glass GE. Metabolic changes after nonsurgical fat removal: A dose response metaanalysis. *J Plast Reconstr Aesthet Surg.* 2022 Nov 11;77:68-77. doi: 10.1016/j.bjps.2022.10.054.

## UROLOGY

Abbas TO, Hatem M, Chandra P. Plate Objective Scoring Tool: A new preoperative indicator of penile curvature degree in children with distal hypospadias. *Int J Urol.* 2022 Jun;29(6):511-515. doi: 10.1111/iju.14822.

Abbas T, Elifranji M, Al-Salihi M, Ahmad J, Vallasciani S, Elkadhi A, Özcan C, Burgu B, Akinci A, Alnaimi A, Salle JLP. Functional recoverability post-pyeloplasty in children with ureteropelvic junction obstruction and poorly functioning kidneys: Systematic review. *J Pediatr Urol.* 2022 Oct;18(5):616-628. doi: 10.1016/j.jpuro.2022.07.009.

Abbas TO, AbdelMoniem M, Chowdhury MEH. Automated quantification of penile curvature using artificial intelligence. *Front Artif Intell.* 2022 Aug 30;5:954497. doi: 10.3389/frai.2022.954497.

AlZabali S, AlBatati S, Rahim K(...), Licht C, Alhasan KA, AlAnazi A. A Multicenter Study Evaluating the Discontinuation of Eculizumab Therapy in Children with Atypical Hemolytic Uremic Syndrome. *Children (Basel).* 2022 Nov 11;9(11):1734. doi: 10.3390/children9111734.

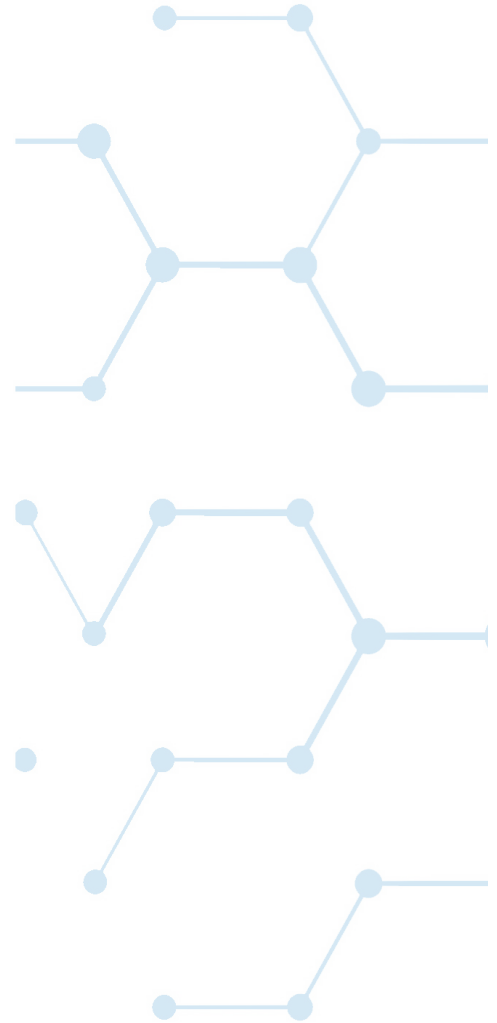
## OTHER

- Khan A. A unique technique to size pediatric endotracheal tubes. *Resusc Plus*. 2022 Feb 2;9:100207. doi: 10.1016/j.resplu.2022.100207.
- Kumar V, Ali BS, Choudry E, Khan S, Baig K, Durrani NUR, Ali SR. Quality of Neonatal Care: A Health Facility Assessment in Balochistan Province, Pakistan. *Cureus*. 2022 Mar 1;14(3):e22744. doi: 10.7759/cureus.22744.
- Gupta S, Donn SM. Hemodynamic management of the micropremie: When inotropes are not enough. *Semin Fetal Neonatal Med*. 2022 Jun;27(3):101329. doi: 10.1016/j.siny.2022.101329.
- Elmhiregh A, Ahmed AF, Dabboussi AM, Ahmed GO, Abdelrahman H, Ibrahim T. The impact of obesity on polytraumatized patients with operatively treated fractures. *Injury*. 2022 Jul;53(7):2519-2523. doi: 10.1016/j.injury.2022.03.059.
- Jochum F, Abdellatif M, Adel A, Alhammedi A, Alnemri A, Alohal E, AlSarraaf K, Al Said K, Elzalabany M, Isa HMA, Kalyanasundaram S, Reheim NA, Saadah O. Burden of Early Life Obesity and Its Relationship with Protein Intake in Infancy: The Middle East Expert Consensus. *Pediatr Gastroenterol Hepatol Nutr*. 2022 Mar;25(2):93-108. doi: 10.5223/pghn.2022.25.2.93.
- Lee EJ, Saraiva LR, Hanchate NK, Ye X, Asher G, Ho J, Buck LB. Odor blocking of stress hormone responses. *Sci Rep*. 2022 May 24;12(1):8773. doi: 10.1038/s41598-022-12663-x.
- El Hajj MS, Awaisu A, Nik Mohamed MH, Saleh RA, Al Hamad NM, Kheir N, Mahfoud ZR. Assessment of an intensive education program for pharmacists on treatment of tobacco use disorder using an objective structured clinical examination: a randomized controlled trial. *BMC Med Educ*. 2022 Apr 18;22(1):289. doi: 10.1186/s12909-022-03331-9.
- Durrani NUR, Imam AA, Soni N. Hyponatremia in Newborns: A Practical Approach to Management. *Biomed Hub*. 2022 May 19;7(2):55-69. doi: 10.1159/000524637.
- Azeem MW, Liu HY, Imran N, Ng B, Bazaid K, Dalal PK, Issac M, Javed A. WPA Working Group on Medical Students: current initiatives and future priorities. *World Psychiatry*. 2022 Jun;21(2):328-330. doi: 10.1002/wps.20980.
- Brown LG, Haack AJ, Kennedy DS, Adams KN, Stolarczuk JE, Takezawa MG, Berthier E, Thongpang S, Lim FY, Chaussabel D, Garand M, Theberge AB. At-home blood collection and stabilization in high temperature climates using homeRNA. *Front Digit Health*. 2022 Aug 9;4:903153. doi: 10.3389/fdgth.2022.903153.
- Roland D, Powell C, Lloyd A, Trubey R, Tume L, Sefton G, Huang C, Taiyari K, Strange H, Jacob N, Thomas-Jones E, Hood K, Allen D. Paediatric early warning systems: not a simple answer to a complex question. *Arch Dis Child*. 2022 Jul 22;archdischild-2022-323951. doi: 10.1136/archdischild-2022-323951.
- Almohammadi A, Raveendran A, Black M, Maheshwari A. The optimal route of progesterone administration for luteal phase support in a frozen embryo transfer: a systematic review. *Arch Gynecol Obstet*. 2022 Aug 9. doi: 10.1007/s00404-022-06674-2.
- Irfan FB, Consunji RIGDJ, Janahi IA, Alinier G. Health research-strengthening and capacity development: Research support system model in an academic healthcare system. *Qatar Med J*. 2022 Aug 5;2022(3):36. doi: 10.5339/qmj.2022.36.
- Soni R, Fairhurst N, El Anbari M, Leslie A, Tscherning Wel-Wel C. Staff perceptions and challenges of the single-family room design-Experience of a greenfield level4 neonatal intensive care unit in the Middle East. *Acta Paediatr*. 2022 Dec;111(12):2291-2298. doi: 10.1111/apa.16527.
- Safi Z, Venugopal N, Ali H, Makhlof M, Farooq F, Boughorbel S. Analysis of risk factors progression of preterm delivery using electronic health records. *BioData Min*. 2022 Aug 17;15(1):17. doi: 10.1186/s13040-022-00298-7.
- Alshahwani N, Briatico D, Lee W, Farrokhyar F. Review and Quality Assessment of Systematic Reviews and Meta-analyses on the Management of Pediatric Inguinal Hernias: A Descriptive Study. *J Surg Res*. 2022 Oct;278:404-417. doi: 10.1016/j.jss.2022.04.008.
- Khan A, Eldos Y, AlAnsari KM. Acquired Methemoglobinemia in an Infant: Consequence of Prolonged Application of Eutectic Mixture of Local Anesthetics (EMLA) Cream for Spontaneous Abscess Drainage. *Cureus*. 2022 Nov 9;14(11):e31304. doi: 10.7759/cureus.31304.
- Al-Mohannadi AS, Al-Harashsheh S, Atari S, Jilani N, Al-Hail G, Sigodo K. Addressing violence against children: A case review in the state of Qatar. *Front Public Health*. 2022 Dec 6;10:859325. doi: 10.3389/fpubh.2022.859325.





**Compiled and edited by Noor Faisal and  
Romana TajMohamed**  
Sidra Medicine Research Operations and Services





**SIDRA MEDICINE RESEARCH**  
P.O. Box 26999  
Doha, Qatar  
[www.sidra.org](http://www.sidra.org)

